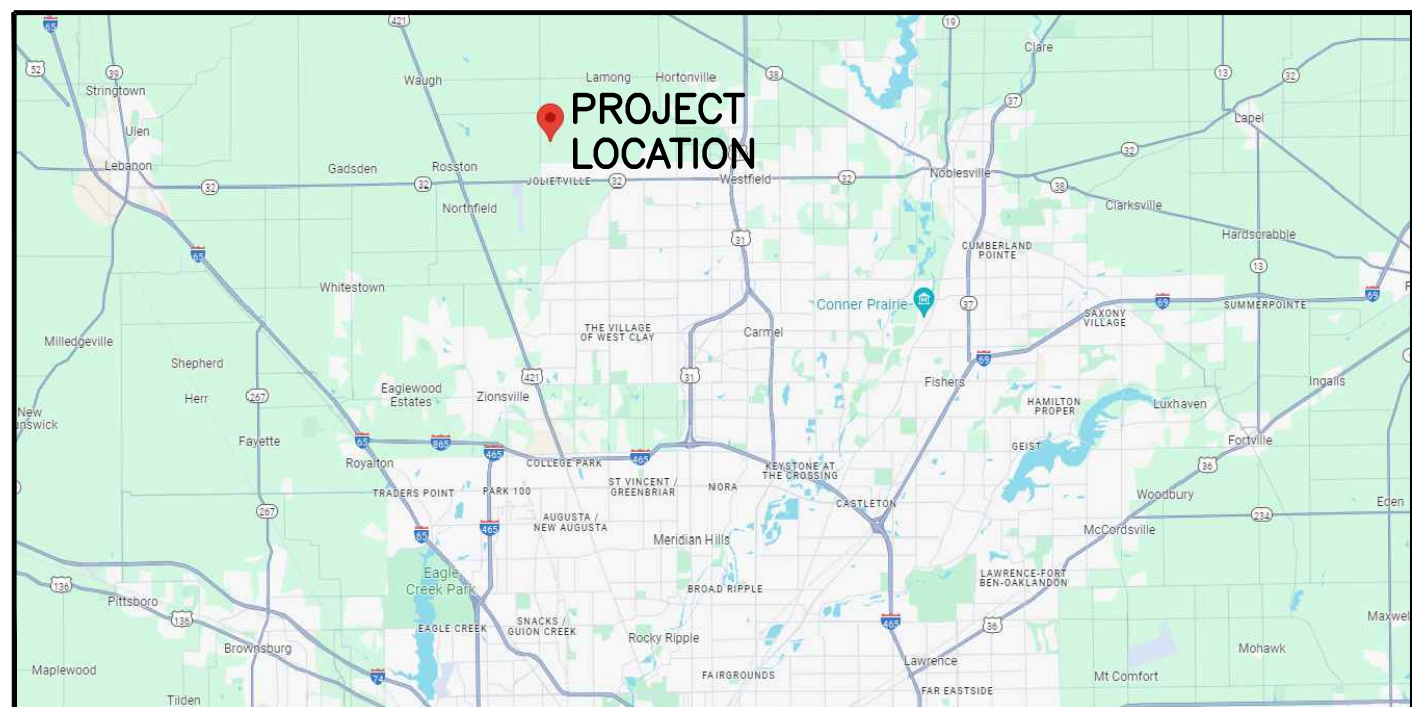

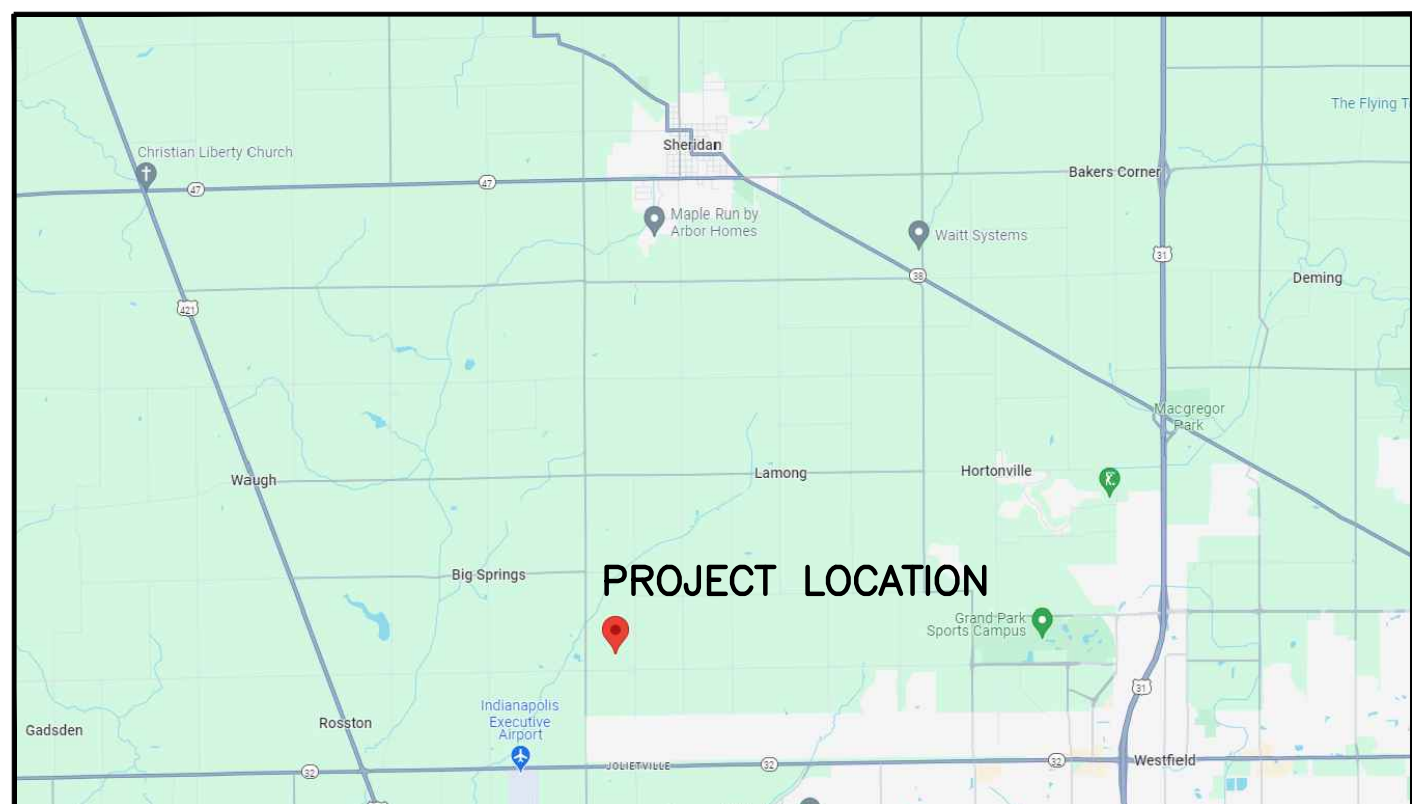


# Swimming Pool and Pool House Addition: 4292 W. 186th Street Sheridan, Indiana 46069



VICINITY MAP



LOCATION MAP



OVERALL PROPERTY SITE LAYOUT

**OWNER INFORMATION**

\*\*\*  
4292 W. 186th Street  
Sheridan, Indiana 46069  
PHONE: (317) \*\*\*-\*\*\*\*

**PROPOSED PROJECTS ADDRESS**

4292 W. 186th Street  
Sheridan, Indiana 46069

**ENGINEERING AND CERTIFICATION:**




**BAXTER ENGINEERING LLC**  
570 Tracy Road, Suite 610  
New Whiteland, IN 46184  
Office: 317-535-3579  
Cell: 317-509-4142  
BaxterEngineeringllc@gmail.com

PLANS CERTIFIED BY:  
TRENT A. BAXTER P.E.  
REGISTERED P.E. No. 19700309  
DATE: JULY 26, 2024


**INDEX TO DRAWINGS**

| SHEET NO. | DESCRIPTION                   |
|-----------|-------------------------------|
| T100      | TITLE SHEET                   |
| C100      | SITE LAYOUT – UTILITY PLAN    |
| C200      | SITE GRADING PLAN             |
| C300      | SITE LANDSCAPING PLAN         |
| C400      | SITE EROSION CONTROL PLAN     |
| C410      | EROSION CONTROL DETAILS       |
| S100      | FOUNDATION WALL AND SLAB PLAN |
| S105      | FOUNDATION PIER PLAN          |
| S110      | FOUNDATION DETAILS            |
| S200      | STRUCTURAL STEEL FRAMING PLAN |
| S300      | ROOF FRAMING PLAN             |
| S305      | TRUSS SECTION VIEWS           |
| S400      | FLOOR JOIST LAYOUT PLAN       |
| A100      | ELEVATION VIEWS               |
| A200      | FIRST FLOOR FRAMING PLAN      |
| A205      | SECOND FLOOR FRAMING PLAN     |
| A300      | WALL SECTIONS                 |
| A305      | WALL SECTIONS                 |
| A310      | WALL SECTIONS                 |
| A315      | WALL SECTIONS                 |
| A320      | WALL SECTIONS                 |
| A400      | FIRST FLOOR FINISH PLAN       |
| A405      | SECOND FLOOR FINISH PLAN      |
| P100      | FIRST FLOOR PLUMBING PLAN     |
| P105      | SECOND FLOOR PLUMBING PLAN    |
| E100      | FIRST FLOOR POWER PLAN        |
| E105      | SECOND FLOOR POWER PLAN       |
| E110      | FIRST FLOOR LIGHTING PLAN     |
| E115      | SECOND FLOOR LIGHTING PLAN    |
| M000      | HVAC COVER SHEET              |
| M001      | HVAC SPECIFICATIONS           |
| M002      | HVAC SCHEDULES AND DETAILS    |
| M100      | LOWER FLOOR HVAC PLAN         |
| M200      | UPPER FLOOR HVAC PLAN         |
| M300      | ROOF HVAC PLAN                |

REVISION



**VERSATILE CONSTRUCTION GROUP, LLC.**  
570 East Tracy Road, Suite 610  
New Whiteland, Indiana 46184  
Ph: 317.535.3579 Fax: 317.535.3581  
email: info@versatile-llc.com



**BAXTER ENGINEERING LLC**  
570 Tracy Road, Suite 610  
New Whiteland, IN 46184  
Office: 317-535-3579  
Cell: 317-509-4142  
BaxterEngineeringllc@gmail.com



Trent A. Baxter  
CERTIFIED BY:

Swimming Pool and Pool House Addition  
4292 W. 186th Street  
Sheridan, Indiana  
Title Sheet

|                  |                            |
|------------------|----------------------------|
| Job No.<br>22034 | Date Stamped<br>07/26/2024 |
|------------------|----------------------------|


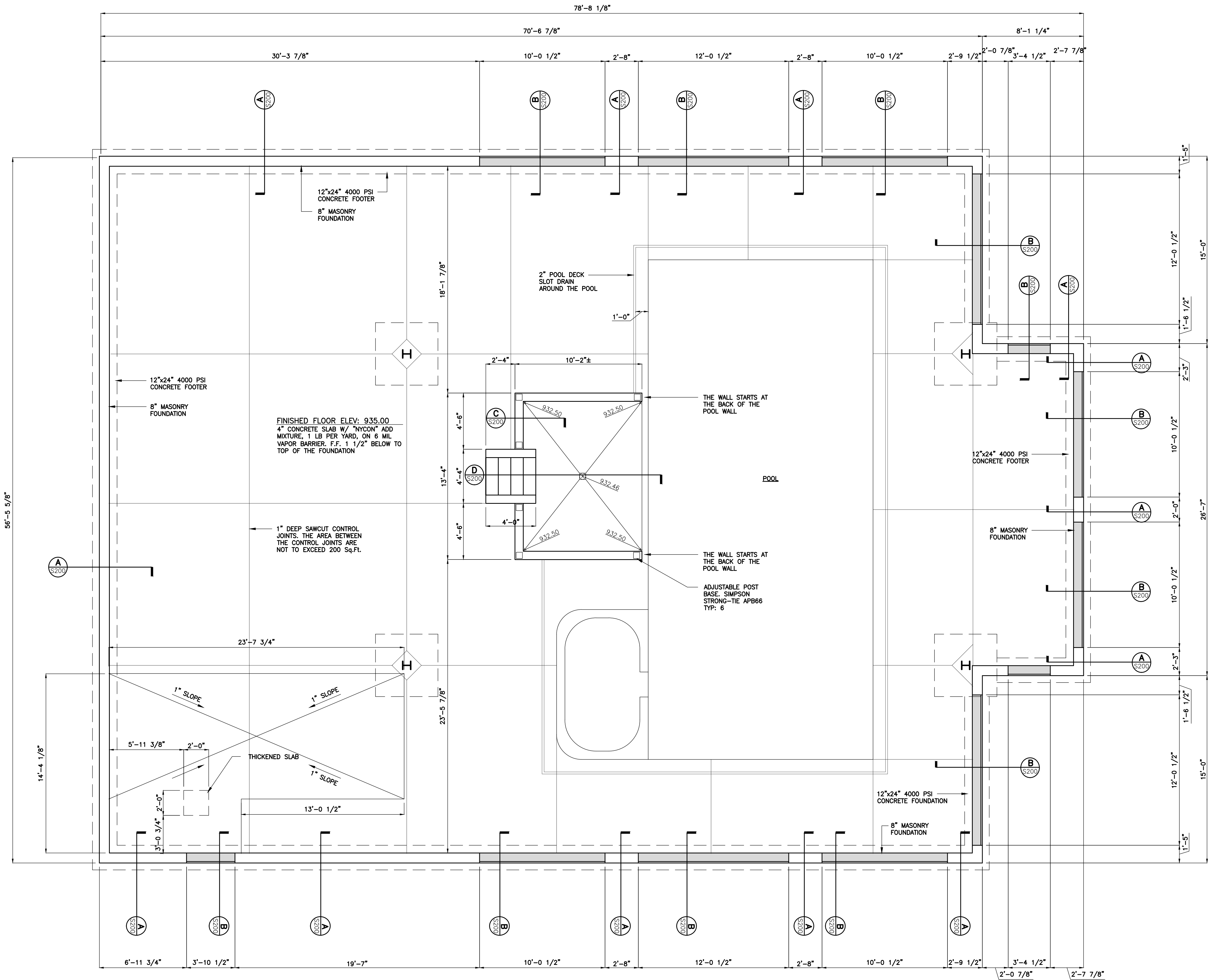
|                 |                                  |
|-----------------|----------------------------------|
| Drawn By<br>cow | Checked By Scale:<br>tab 1" = 1" |
|-----------------|----------------------------------|

CAD FILE:  
G:\22034\1100 title sheet.dwg


THIS DRAWING IS THE PROPERTY OF VERSATILE CONSTRUCTION GROUP, LLC. ANY ALTERATION TO THIS DRAWING IS STRICTLY PROHIBITED WITHOUT THE PRIOR WRITTEN CONSENT AND UNDER THE DIRECTION OF THE PROFESSIONAL LICENSOR WHOSE SEAL IS AFFIXED TO THIS DRAWING.

SHEET TITLE:

T100



**VERSATILE CONSTRUCTION GROUP, LLC.**  
 570 East Tracy Road, Suite 610  
 New Whiteland, Indiana 46184  
 Ph: 317.535.3579 Fax: 317.535.3581  
 email: info@versatile-llc.com



**BAXTER ENGINEERING LLC**  
 570 Tracy Road, Suite 610  
 New Whiteland, IN 46184  
 Office: 317-535-3579  
 Cell: 317-509-4142  
 BaxterEngineeringllc@gmail.com

CERTIFIED BY:

**Pool House  
 4292 W. 186th Street  
 Sheridan, Indiana  
 Foundation Wall and Slab Plan**

| REVISION | DATE | BY | DESCRIPTION |
|----------|------|----|-------------|
|          |      |    |             |
|          |      |    |             |
|          |      |    |             |
|          |      |    |             |

Job No. 22034 Date Stamped 07.26.24

Drawn By kt Checked By Scale: 1/4"=1'-0"

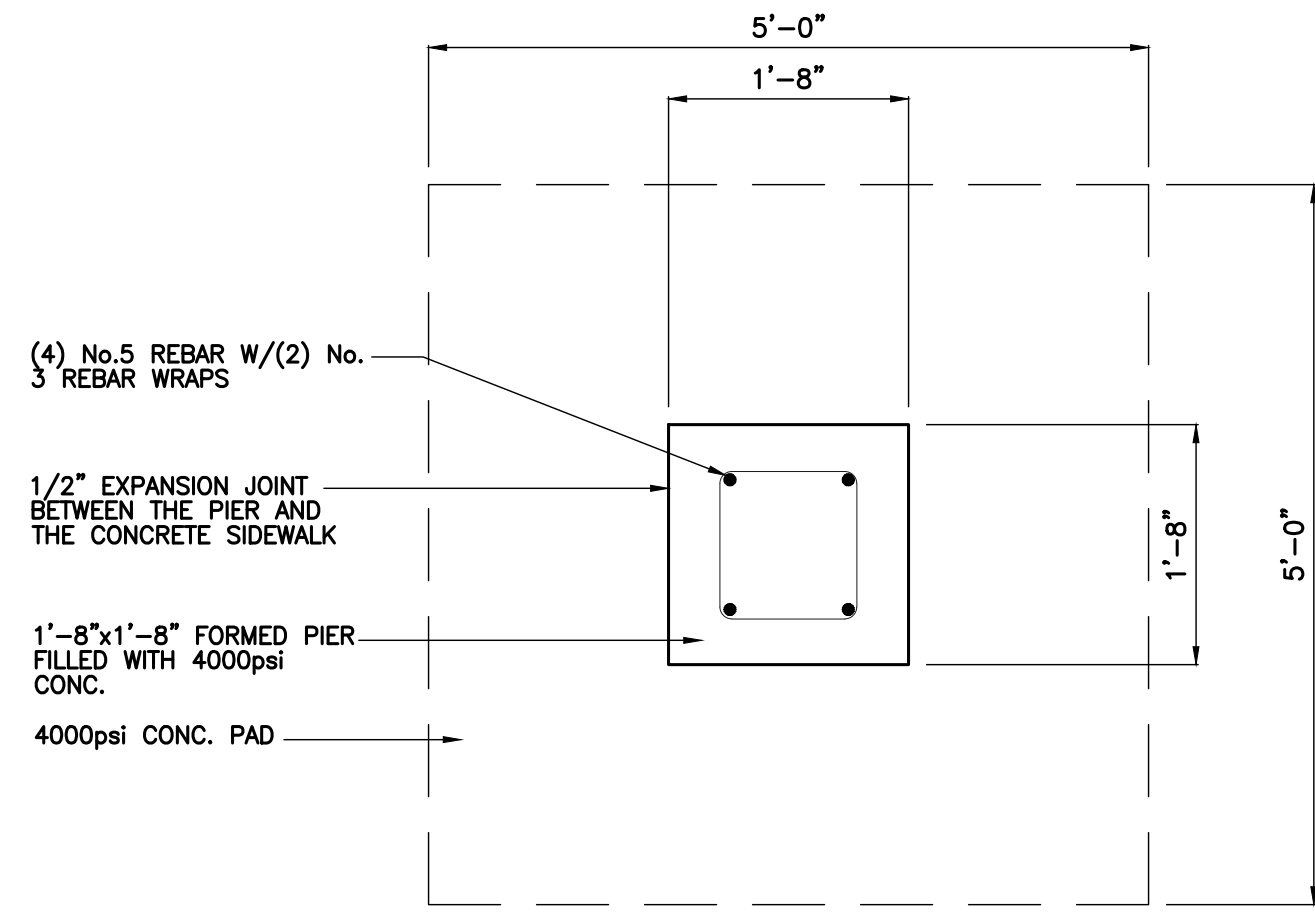
CAD FILE: G:\22034\st100 foundation wall plan

THIS DRAWING IS THE PROPERTY OF VERSATILE CONSTRUCTION GROUP, LLC. ANY ALTERATION TO THIS DRAWING IS STRICTLY PROHIBITED WITHOUT THE PRIOR WRITTEN CONSENT AND UNDER THE DIRECTION OF THE PROFESSIONAL LICENSOR WHOSE SEAL IS AFFIXED TO THIS DRAWING.

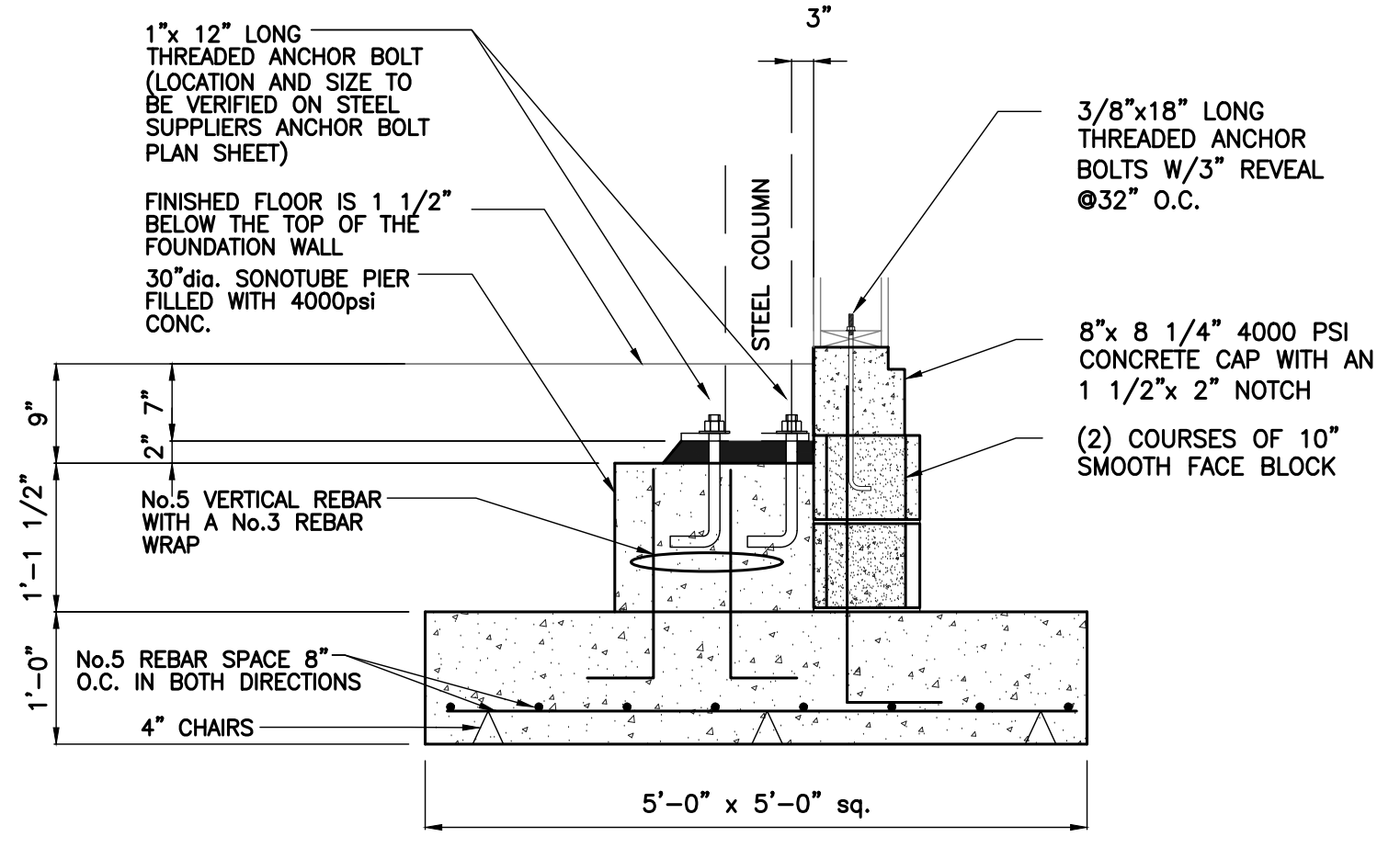
SHEET TITLE:

**S100**



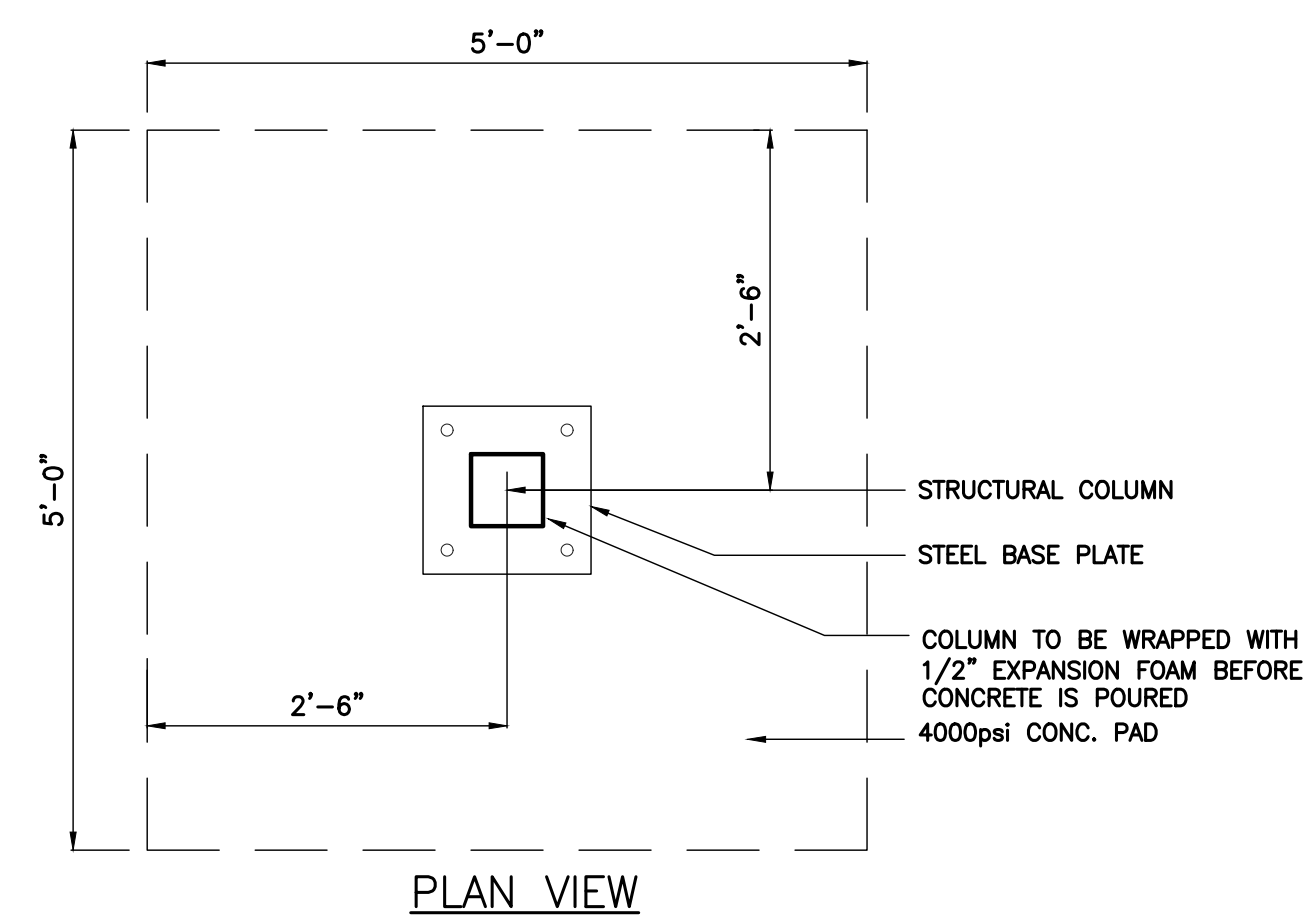


PLAN VIEW

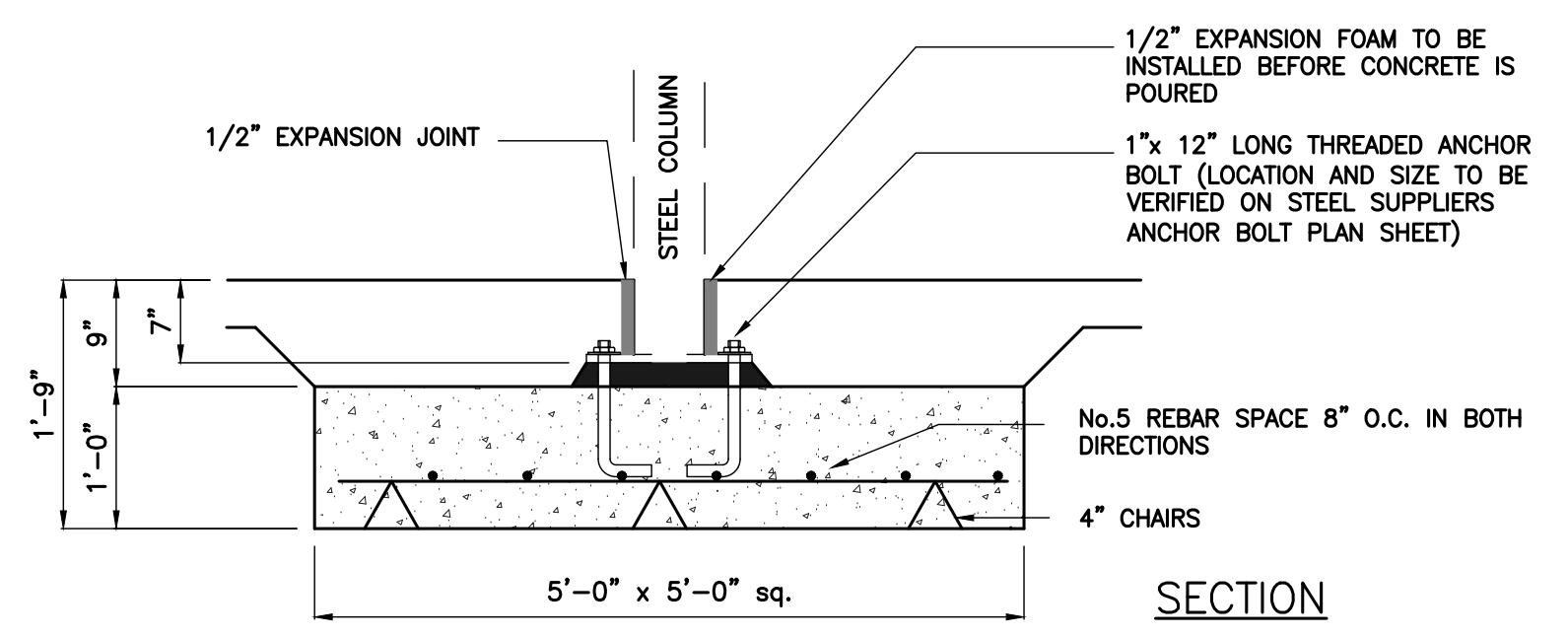


SECTION

FOUNDATION PIER DETAIL  
SCALE: 3/4"=1'-0"

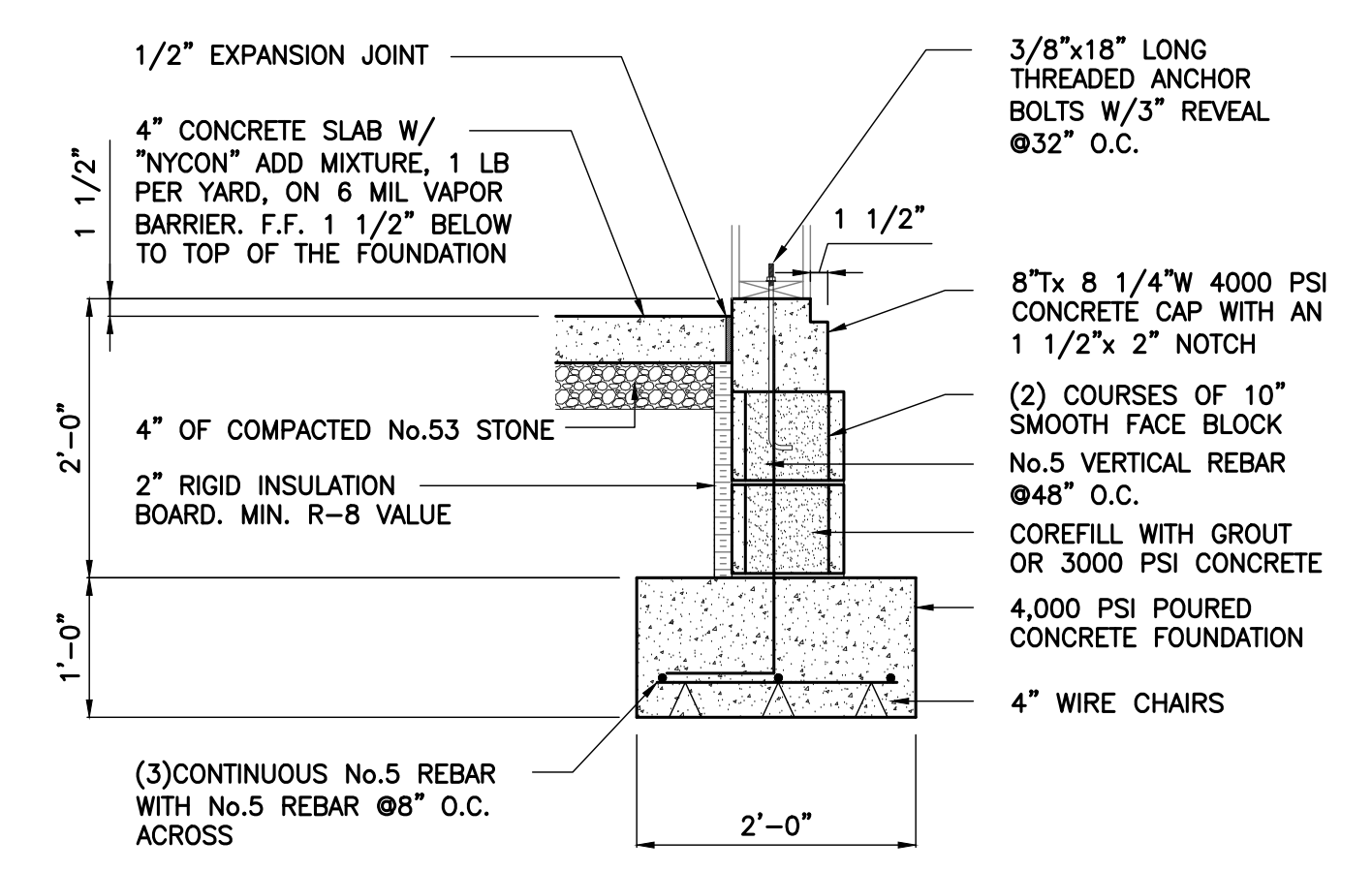


PLAN VIEW

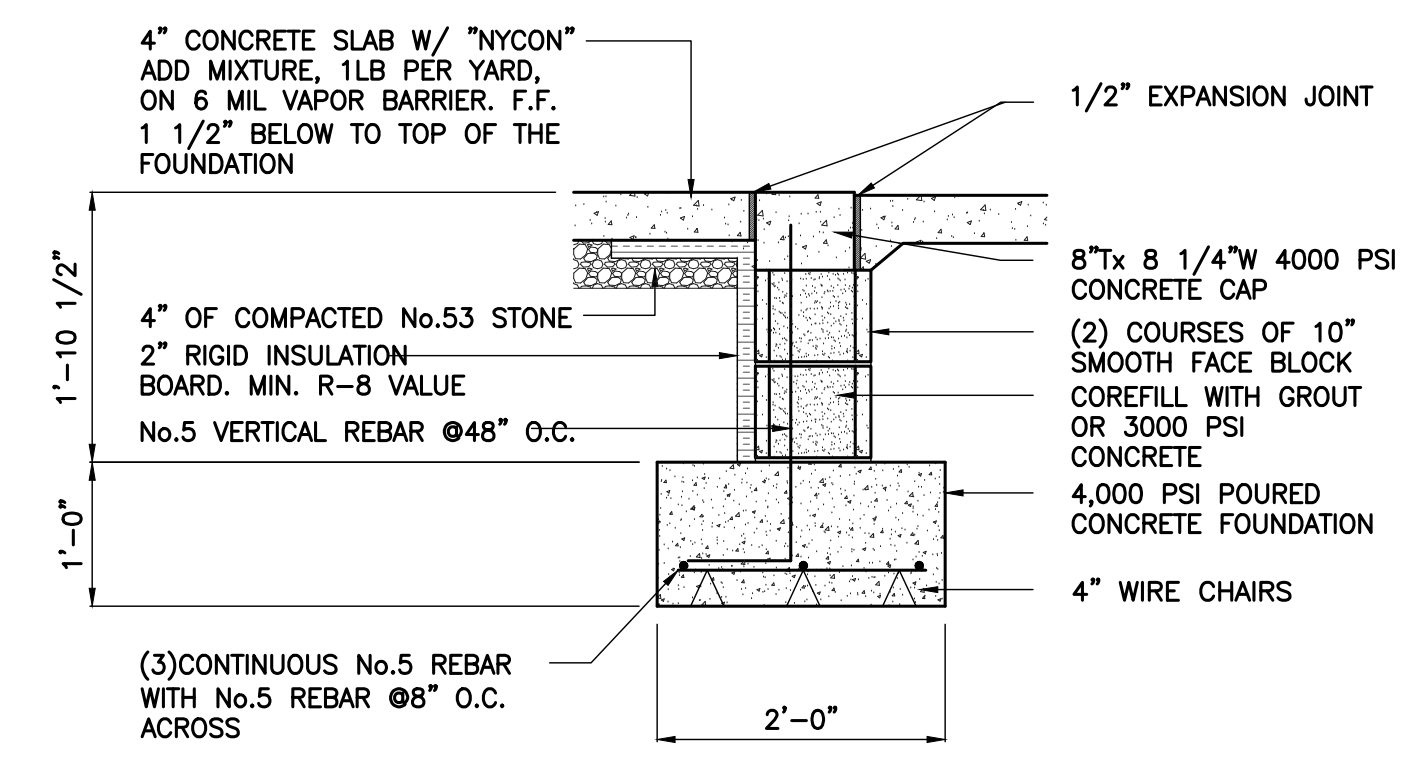


SECTION

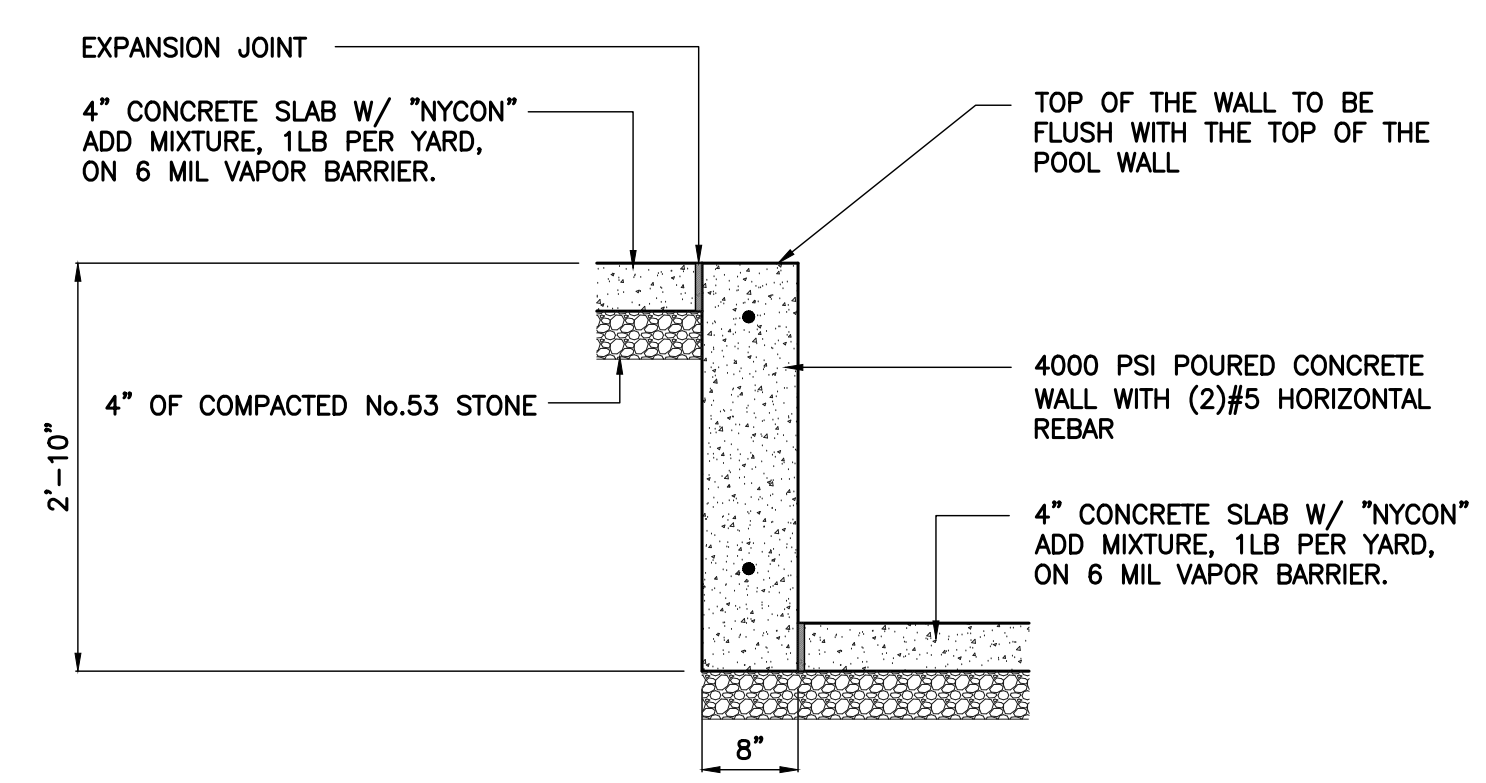
FOUNDATION PIER DETAIL  
SCALE: 3/4"=1'-0"



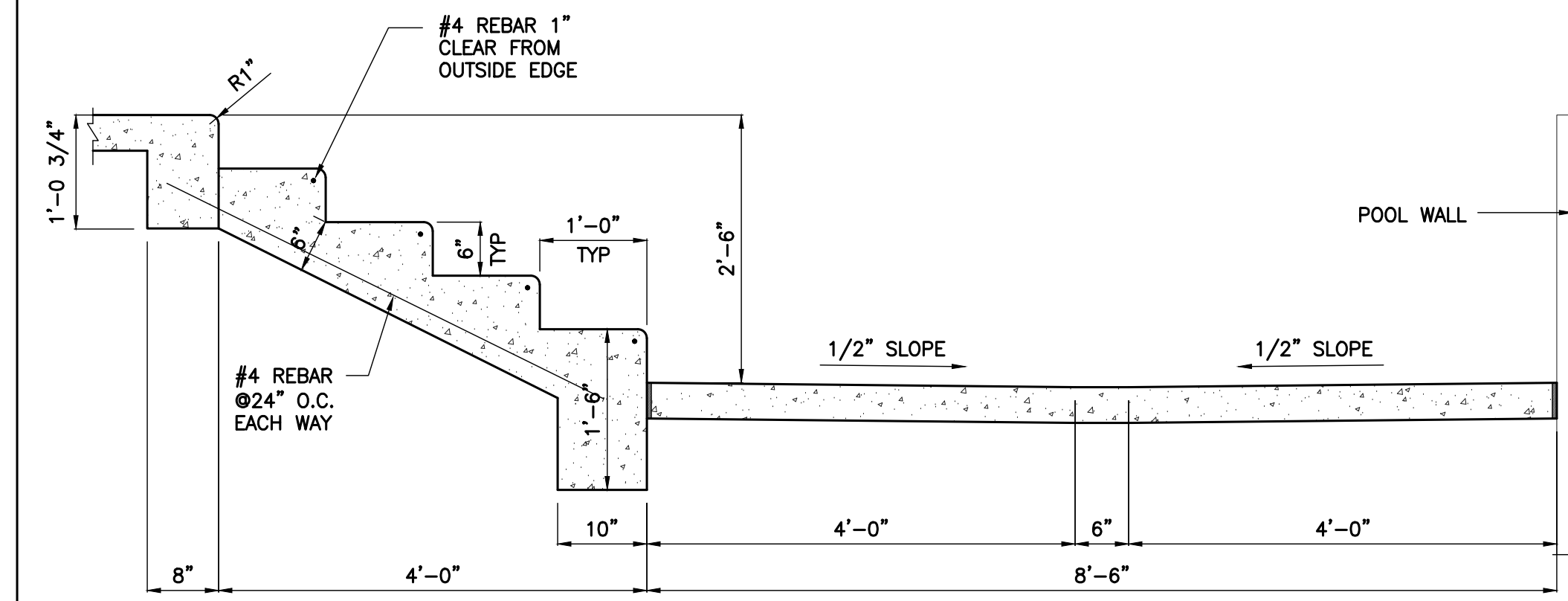
FOUNDATION WALL DETAIL  
SCALE: 3/4"=1'-0"



FOUNDATION WALL DETAIL  
SCALE: 3/4"=1'-0"




FOUNDATION WALL DETAIL  
SCALE: 3/4"=1'-0"




FOUNDATION WALL DETAIL  
SCALE: 3/4"=1'-0"

- FOUNDATION NOTES**
1. ALL INSTALLATIONS SHALL BE PER THE RULES AND REGULATIONS OF THE STATE DEPARTMENT OF FIRE PREVENTION AND BUILDING SAFETY, AND ALL LOCAL ORDERS.
  2. PAD AND FOOTING SURFACES SHALL BE COMPACTED TO 95% STANDARD PROCTOR WITHIN THE CONCRETE LIMITS, AND HAVE A MINIMUM SOILS BEARING PRESSURE OF 3,000 P.S.I.
  3. ALL CONCRETE SLABS SHALL BE 4000 PSI STRENGTH AFTER TWENTY-EIGHT (28) DAYS WITH ALL REINFORCING STEEL 60,000 PSI.
  4. ALL CONCRETE WALLS SHALL BE THREE THOUSAND PSI STRENGTH AFTER TWENTY-EIGHT (28) DAYS WITH ALL REINFORCING STEEL 60,000 PSI.
  5. THE BOTTOM OF ALL CONCRETE FOOTINGS SHALL BE A MINIMUM OF 44 INCHES BELOW FINISH GRADE UNLESS OTHERWISE SHOWN ON THE DRAWINGS.
  6. ALL FOOTING TRENCHES SHALL BE FREE FROM STANDING WATER AND DEBRIS WITH THE REINFORCING STEEL SUSPENDED FROM THE BOTTOM OF THE TRENCH.
  7. FOOTERS AND PEIRS TO HAVE 4,000 PSI CONCRETE
  8. CONCRETE SLAB FLATNESS TO HAVE NO MORE THAN 1/8" DIFFERENCE IN 10'
  9. INSTALL No. 5 REBAR AND FILL THE 2 MASONRY CORES SOLID DIRECTLY NEXT TO ALL MASONRY OPENINGS WITH 4000 PSI GROUT TO THE BOTTOM OF THE CONCRETE/STEEL LINTEL



**VERSATILE CONSTRUCTION GROUP, LLC.**  
570 East Tracy Road, Suite 610  
New Whiteland, Indiana 46184  
Ph: 317.535.3579 Fax: 317.535.3581  
email: info@versatile-llc.com



**BAXTER ENGINEERING LLC**  
570 Tracy Road, Suite 610  
New Whiteland, IN 46184  
Office: 317-535-3579  
Cell: 317-509-4142  
BaxterEngineeringllc@gmail.com

CERTIFIED BY:

Pool House  
4292 W. 186th Street  
Sheridan, Indiana  
Foundation Details

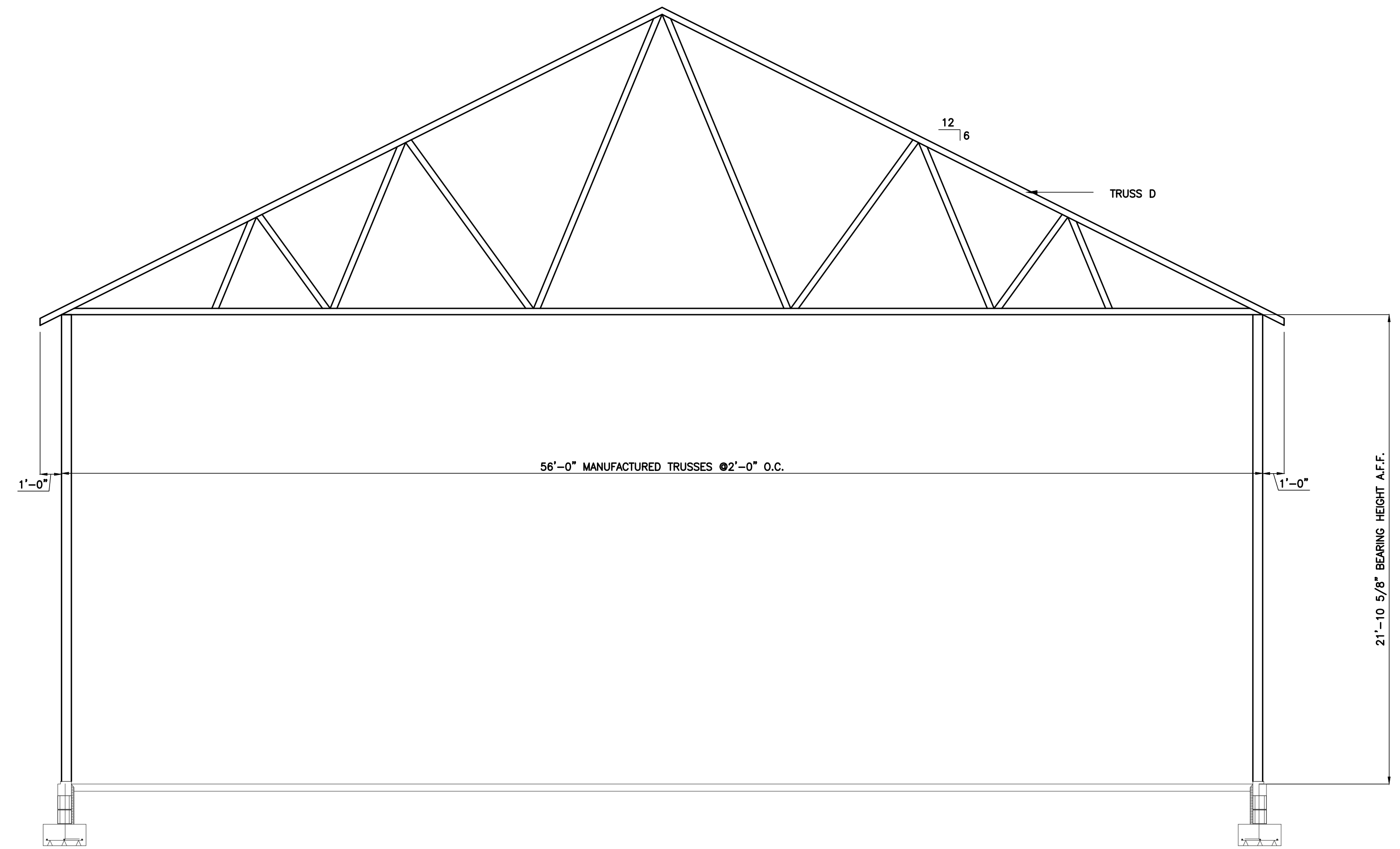
REVISION

|  |                          |
|--|--------------------------|
| Job No.<br>22034   | Date Stamped<br>07.26.24 |
| Drawn By<br>kt   | Checked By<br>tab        |
| Scale:<br>1/4"=1'-0"   |                          |
| CAD FILE:<br>G:\22034\sl110 foundation details   |                          |
| THIS DRAWING IS THE PROPERTY OF VERSATILE CONSTRUCTION GROUP, LLC. ANY ALTERATION TO THIS DRAWING IS STRICTLY PROHIBITED WITHOUT THE PRIOR WRITTEN CONSENT AND UNDER THE DIRECTION OF THE PROFESSIONAL LICENSOR WHOSE SEAL IS AFFIXED TO THIS DRAWING. |                          |
| SHEET TITLE:   |                          |

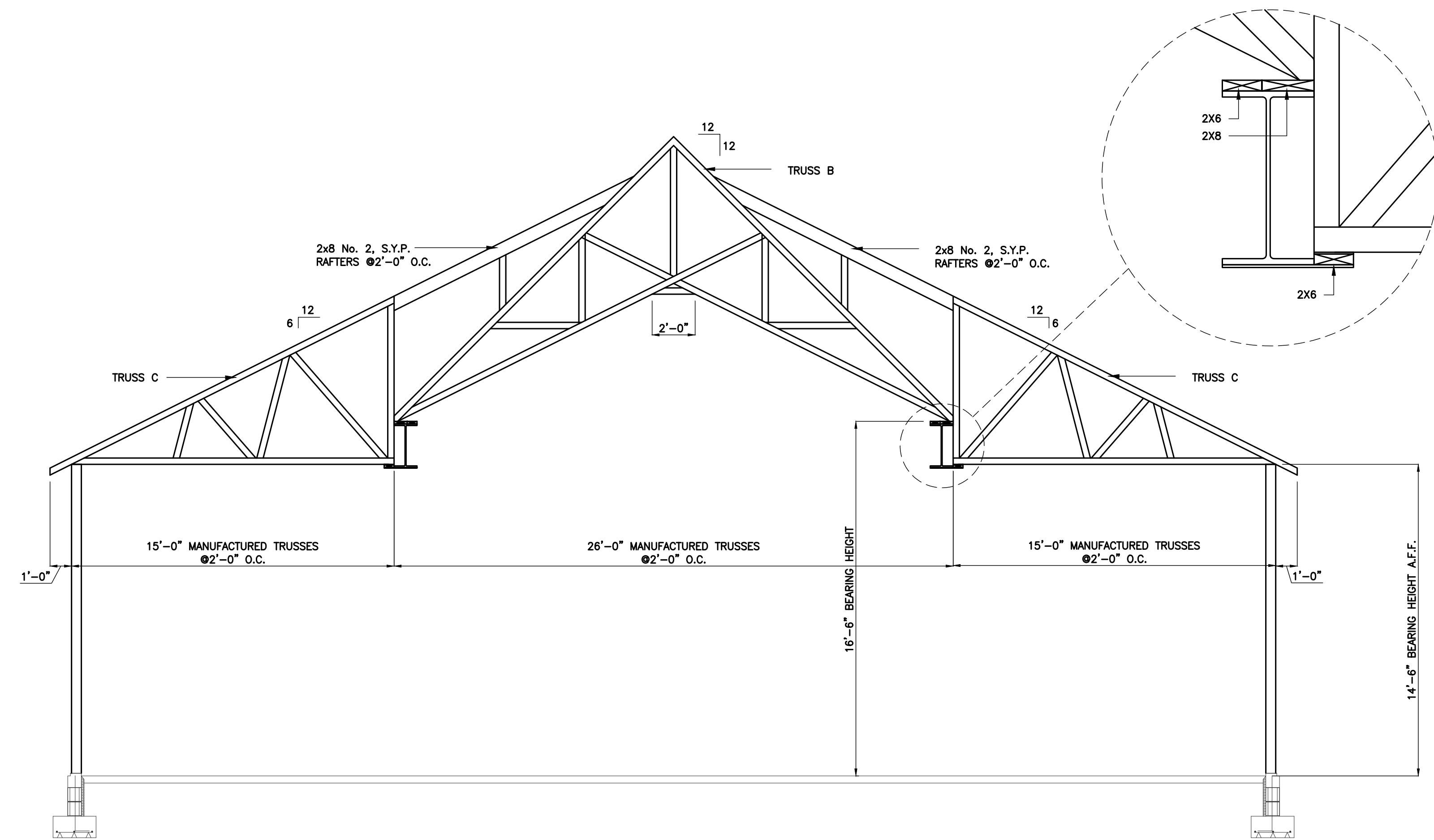
**S110**



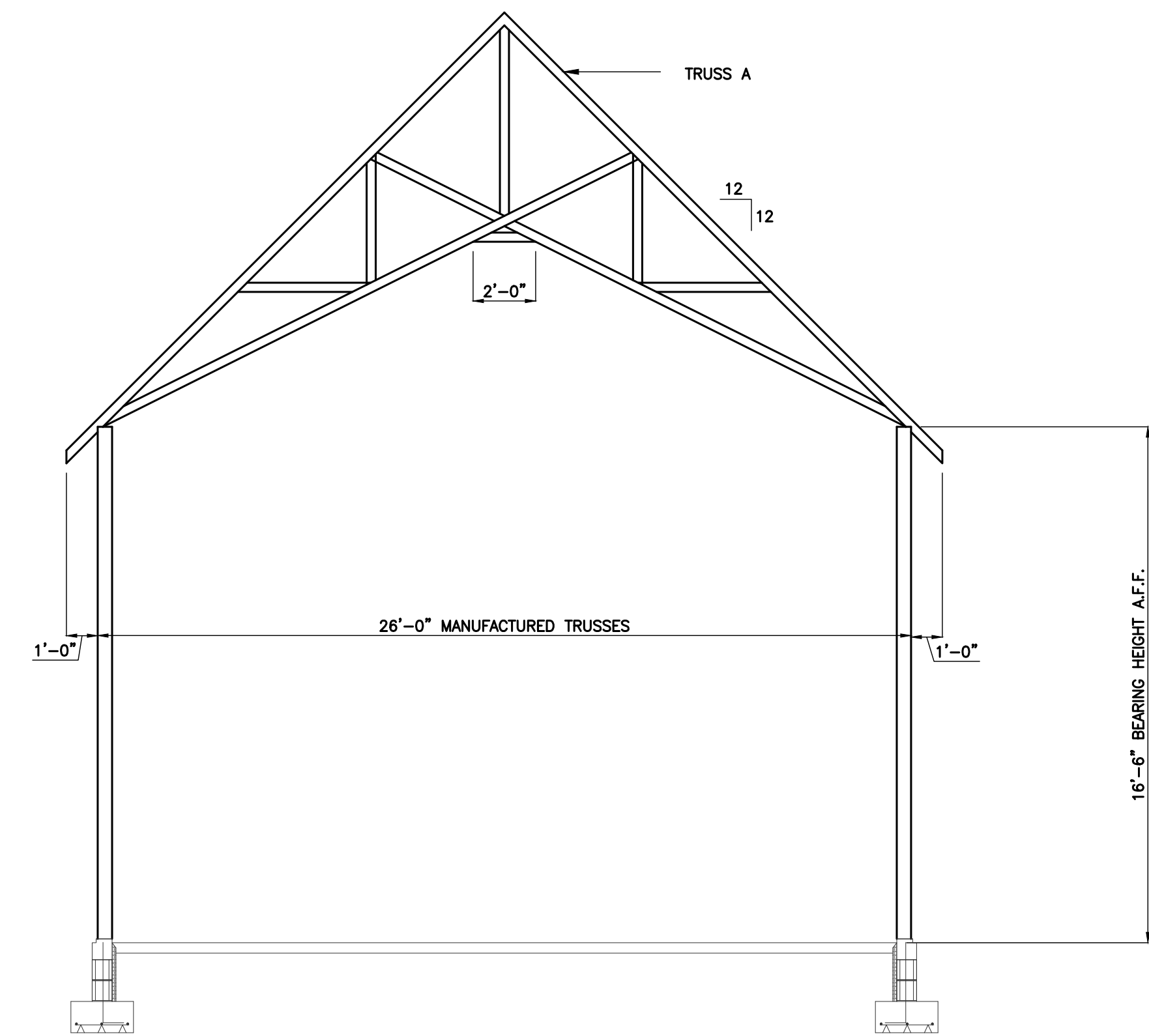





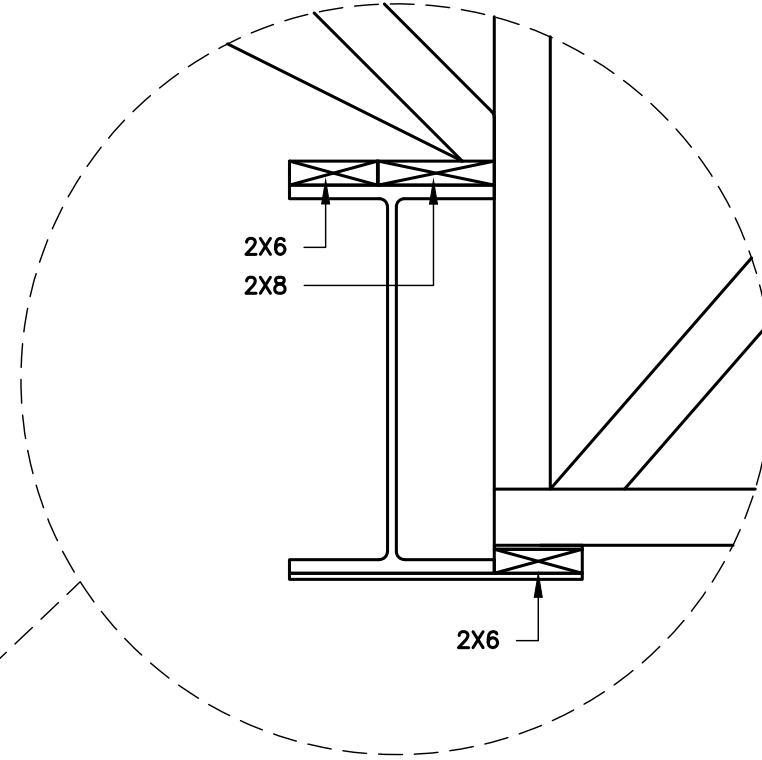
SECTION C-C  
SCALE: 1/4"=1'-0"



SECTION B-B  
SCALE: 1/4"=1'-0"



SECTION A-A  
SCALE: 1/4"=1'-0"



**VERSATILE  
CONSTRUCTION  
GROUP, LLC.**  
570 East Tracy Road, Suite 610  
New Whiteland, Indiana 46184  
Ph: 317.535.3579 Fax: 317.535.3581  
email: info@versatile-llc.com



**BAXTER ENGINEERING LLC**  
570 Tracy Road, Suite 610  
New Whiteland, IN 46184  
Office: 317-535-3579  
Cell: 317-509-4142  
BaxterEngineeringllc@gmail.com

CERTIFIED BY:


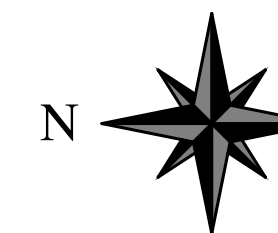
Pool House  
4292 W. 186th Street  
Sheridan, Indiana  
Truss Section Views

REVISION

|                  |                                     |
|------------------|-------------------------------------|
| Job No.<br>22034 | Date Stamped<br>07.26.24            |
| Drawn By<br>kt   | Checked By Scale:<br>tab 1/4"=1'-0" |

CAD FILE:  
G:\22034\2310 truss section views  
THIS DRAWING IS THE PROPERTY OF  
VERSATILE CONSTRUCTION GROUP, LLC.  
ANY ALTERATION TO THIS DRAWING IS  
STRICTLY PROHIBITED WITHOUT THE  
PRIOR WRITTEN CONSENT AND UNDER  
THE DIRECTION OF THE PROFESSIONAL  
LICENSOR WHOSE SEAL IS AFFIXED TO  
THIS DRAWING.

SHEET TITLE:  
**S310**



**VERSATILE  
CONSTRUCTION  
GROUP, LLC.**

570 East Tracy Road, Suite 610  
New Whiteland, Indiana 46184  
Ph: 317.535.3579 Fax: 317.535.3581  
email: info@versatile-llc.com



**BAXTER ENGINEERING LLC**

570 Tracy Road, Suite 610  
New Whiteland, IN 46184  
Office: 317-535-3579  
Cell: 317-509-4142  
BaxterEngineeringllc@gmail.com

CERTIFIED BY:

Pool House  
4292 W. 186th Street  
Sheridan, Indiana

Floor Joist Layout Plan

REVISION

|                  |                                     |
|------------------|-------------------------------------|
| Job No.<br>22034 | Date Stamped<br>07.26.24            |
| Drawn By<br>kt   | Checked By Scale:<br>tab 1/4"=1'-0" |


CAD FILE:

G:\22034\400 floor joist layout plan

THIS DRAWING IS THE PROPERTY OF  
VERSATILE CONSTRUCTION GROUP, LLC.  
ANY ALTERATION TO THIS DRAWING IS  
STRICTLY PROHIBITED WITHOUT THE  
PRIOR WRITTEN CONSENT AND UNDER  
THE DIRECTION OF THE PROFESSIONAL  
LICENSOR WHOSE SEAL IS AFFIXED TO  
THIS DRAWING.

SHEET TITLE:

**S400**



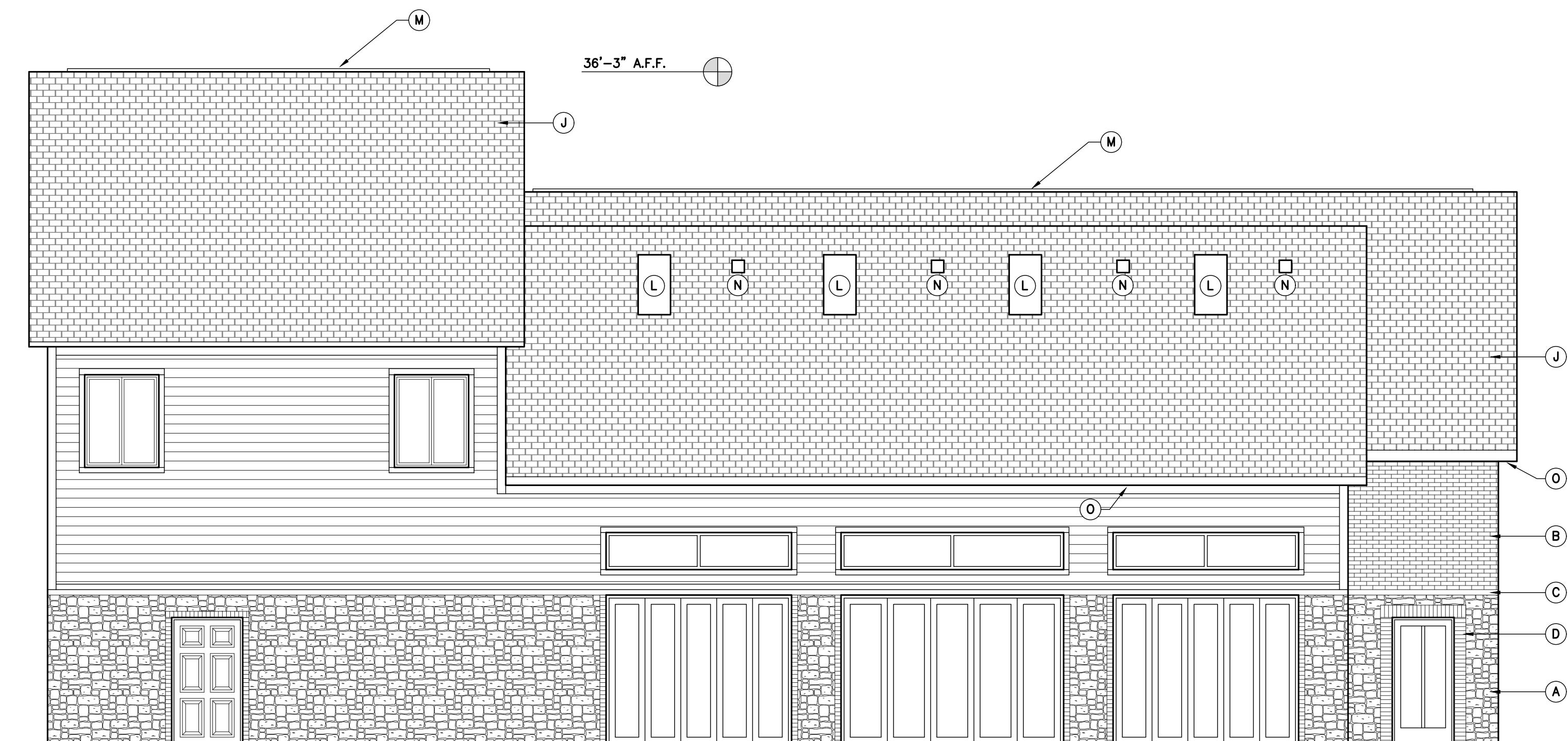
**TRUSS LAYOUT PLAN**  
SCALE: 1/4"=1'-0"

**SIDING AND TRIM FINISH**

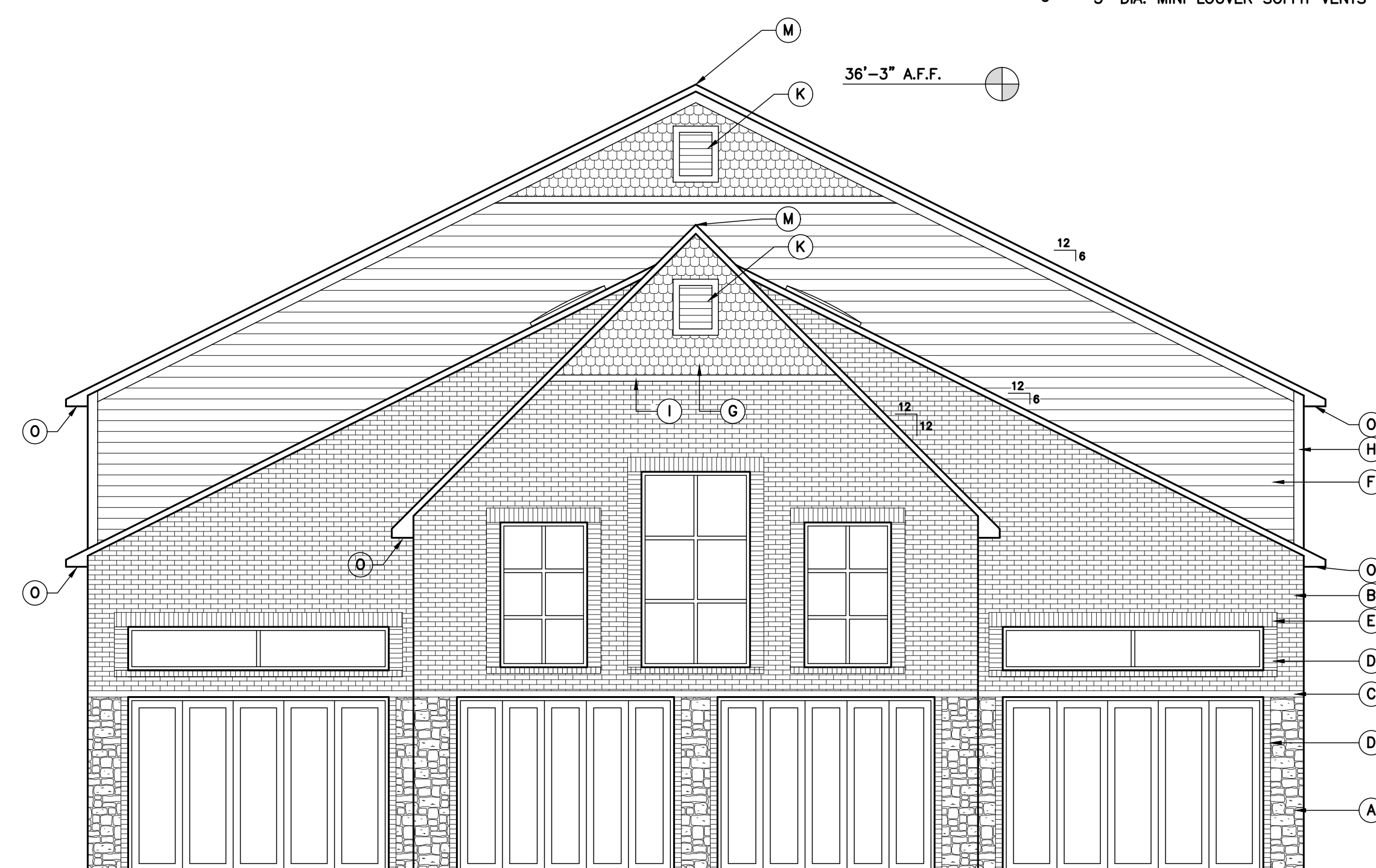
ALL SIDING AND TRIM TO RECEIVE (1) COAT OF PREPRITE PROBLOCK INTERIOR-EXTERIOR LATEX PRIMER-SEALER AND (2) COATS OF A TWO PART EPOXY PAINT, MACROPOXY 646 FAST CURE EPOXY MASTIC. MAC 646 HARD-B AND MPXY 646 MIL WHT-A.

**FINISH NOTES**

- |   |   |   |  |
|---|---|---|--|
| A | MANUFACTURED STONE FACADE<br>MFG: J&N STONE<br>STYLE: T.B.D.                      | G | CEDAR IMPRESSIONS<br>SINGLE 6-1/3" CYPRESS<br>PERFECTION SHAPES- SCALLOP |
| B | MANUFACTURED STONE FACADE<br>MFG: J&N STONE<br>STYLE: BRICK-EASE<br>COLOR: T.B.D. | H | 5/4 HARDIE TRIM BOARD  |
| C | MANUFACTURED STONE<br>MFG: J&N STONE<br>STYLE: WINDOW SILL                        | I | 5/4 HARDIE TRIM BOARD  |
| D | STACKED COURSE  | J | SLATE IMPACT-RESISTANT SHINGLES  |
| E | SOLIDER COURSE  | K | GABLE VENT - WHITE<br>FYPON 18"x24" POLYURETHANE VERTICAL LOUVER         |
| F | HARDIE PLANK SIDING   | L | SKYLIGHT   |
|   |   | M | RIDGE VENT   |
|   |   | N | SLANT BACK STATIC ROOF VENT  |
|   |   | O | 3" DIA. MINI LOUVER SOFFIT VENTS @12" O.C.                               |



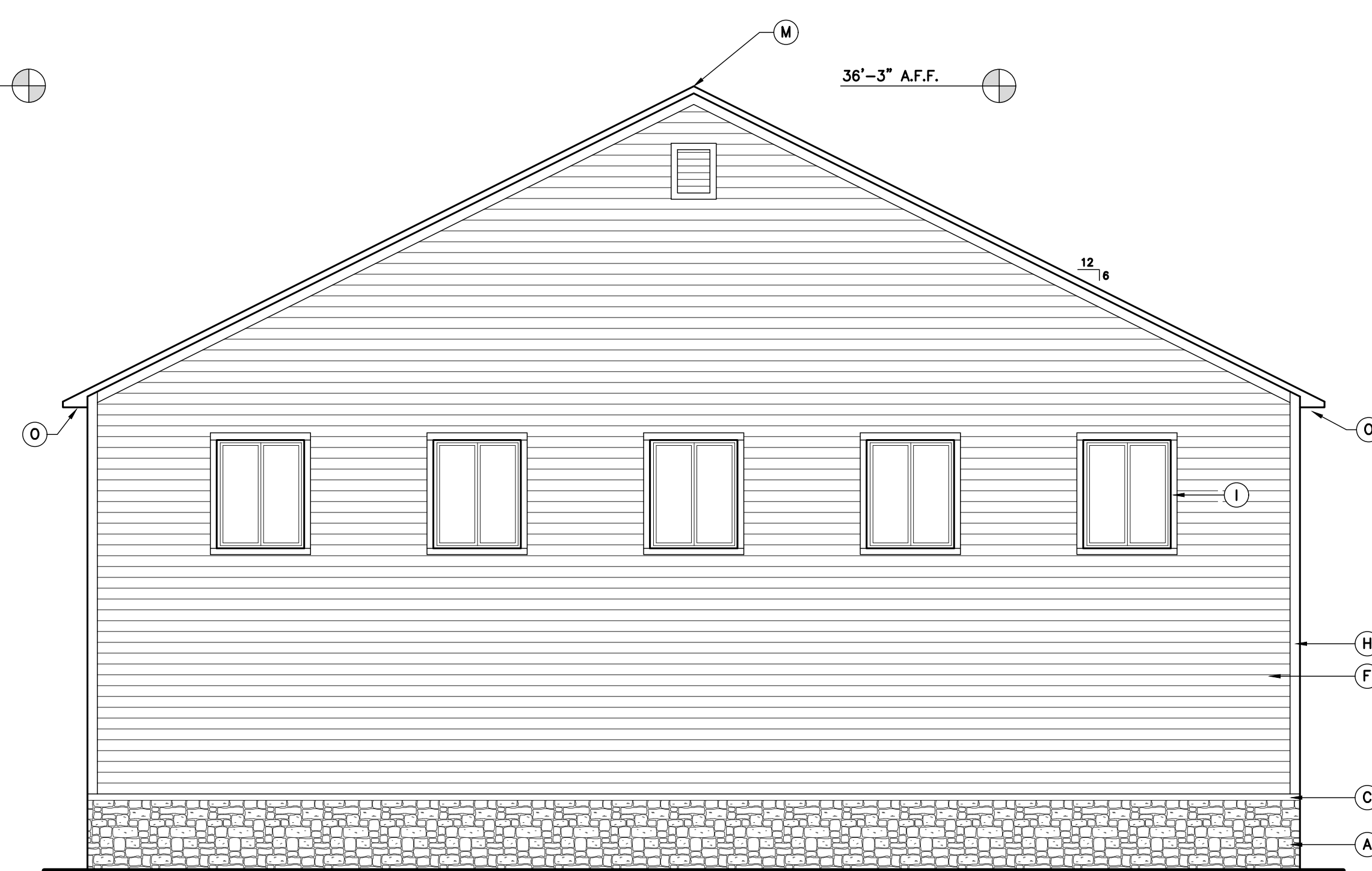
**WEST ELEVATION VIEW**  
SCALE: 3/16"=1'-0"




**SOUTH ELEVATION VIEW**  
SCALE: 3/16"=1'-0"



**EAST ELEVATION VIEW**  
SCALE: 3/16"=1'-0"



**NORTH ELEVATION VIEW**  
SCALE: 3/16"=1'-0"



**VERSATILE  
CONSTRUCTION  
GROUP, LLC.**

570 East Tracy Road, Suite 610  
New Whiteland, Indiana 46184  
Ph: 317.535.3579 Fax: 317.535.3581  
email: info@versatile-llc.com



**BAXTER ENGINEERING LLC**

570 Tracy Road, Suite 610  
New Whiteland, IN 46184  
Office: 317-535-3579  
Cell: 317-509-4142  
BaxterEngineeringllc@gmail.com

CERTIFIED BY:

**Pool House  
4292 W. 186th Street  
Sheridan, Indiana  
Elevation Views**

REVISION

|                  |                                      |
|------------------|--------------------------------------|
| Job No.<br>22034 | Date Stamped<br>07.26.24             |
| Drawn By<br>kt   | Checked By Scale:<br>tab 3/16"=1'-0" |

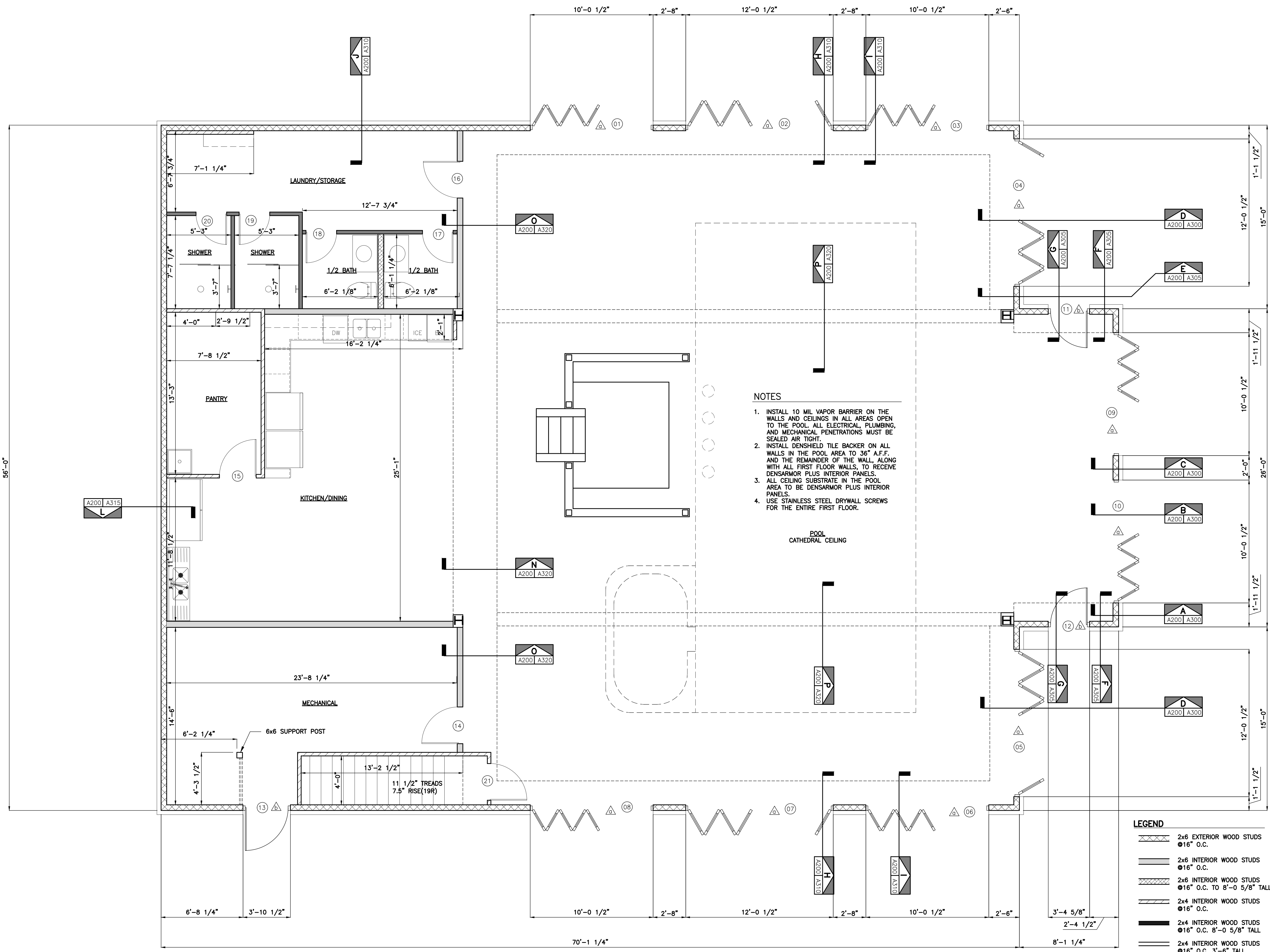
CAD FILE:

G:\22034\el00 elevation views

THIS DRAWING IS THE PROPERTY OF VERSATILE CONSTRUCTION GROUP, LLC. ANY ALTERATION TO THIS DRAWING IS STRICTLY PROHIBITED WITHOUT THE PRIOR WRITTEN CONSENT AND UNDER THE DIRECTION OF THE PROFESSIONAL LICENSOR WHOSE SEAL IS AFFIXED TO THIS DRAWING.

SHEET TITLE:

**A100**



**NOTES**



1. INSTALL 10 MIL VAPOR BARRIER ON THE WALLS AND CEILINGS IN ALL AREAS OPEN TO THE POOL. ALL ELECTRICAL, PLUMBING, AND MECHANICAL PENETRATIONS MUST BE SEALED AIR TIGHT.
2. INSTALL DENSIELD TILE BACKER ON ALL WALLS IN THE POOL AREA TO 36" A.F.F. AND THE REMAINDER OF THE WALL, ALONG WITH ALL FIRST FLOOR WALLS, TO RECEIVE DENSARMOR PLUS INTERIOR PANELS.
3. ALL CEILING SUBSTRATE IN THE POOL AREA TO BE DENSARMOR PLUS INTERIOR PANELS.
4. USE STAINLESS STEEL DRYWALL SCREWS FOR THE ENTIRE FIRST FLOOR.

POOL  
CATHEDRAL CEILING


**LEGEND**

- 2x6 EXTERIOR WOOD STUDS  
@16" O.C.
- 2x6 INTERIOR WOOD STUDS  
@16" O.C.
- 2x6 INTERIOR WOOD STUDS  
@16" O.C. TO 8'-0 5/8" TALL
- 2x4 INTERIOR WOOD STUDS  
@16" O.C.
- 2x4 INTERIOR WOOD STUDS  
@16" O.C. 8'-0 5/8" TALL
- 2x4 INTERIOR WOOD STUDS  
@16" O.C. 3'-6" TALL
- (3)11 1/4" LVL BEAMS
- (3)9 1/4" LVL BEAMS

FLOOR PLAN  
SCALE: 1/4"=1'-0"



**VERSATILE  
CONSTRUCTION  
GROUP, LLC.**  
570 East Tracy Road, Suite 610  
New Whiteland, Indiana 46184  
Ph: 317.535.3579 Fax: 317.535.3581  
email: info@versatile-llc.com



**BAXTER ENGINEERING LLC**  
570 Tracy Road, Suite 610  
New Whiteland, IN 46184  
Office: 317-535-3579  
Cell: 317-509-4142  
BaxterEngineeringllc@gmail.com

CERTIFIED BY:

Pool House  
4292 W. 186th Street  
Sheridan, Indiana  
First Floor Framing Plan

REVISION

| Job No.    | Date Stamped |
|------------|--------------|
| 22034      | 07.26.24     |
| Drawn By   | Checked By   |
| kt         | tab          |
| Scale:     |              |
| 1/4"=1'-0" |              |

CAD FILE:  
G:\22034\200 floor plan  
THIS DRAWING IS THE PROPERTY OF  
VERSATILE CONSTRUCTION GROUP, LLC.  
ANY ALTERATION TO THIS DRAWING IS  
STRICTLY PROHIBITED WITHOUT THE  
PRIOR WRITTEN CONSENT AND UNDER  
THE DIRECTION OF THE PROFESSIONAL  
LICENSOR WHOSE SEAL IS AFFIXED TO  
THIS DRAWING.

**A200**





**VERSATILE  
CONSTRUCTION  
GROUP, LLC.**

570 East Tracy Road, Suite 610  
New Whiteland, Indiana 46184  
Ph: 317.535.3579 Fax: 317.535.3581  
email: info@versatile-llc.com



**BAXTER ENGINEERING LLC**

570 Tracy Road, Suite 610  
New Whiteland, IN 46184  
Office: 317-535-3579  
Cell: 317-509-4142  
BaxterEngineeringllc@gmail.com

CERTIFIED BY:

**Pool House  
4292 W. 186th Street  
Sheridan, Indiana  
Wall Sections**

REVISION

|                  |                                     |
|------------------|-------------------------------------|
| Job No.<br>22034 | Date Stamped<br>07.26.24            |
| Drawn By<br>kt   | Checked By Scale:<br>tab 1/2"=1'-0" |

CAD FILE:

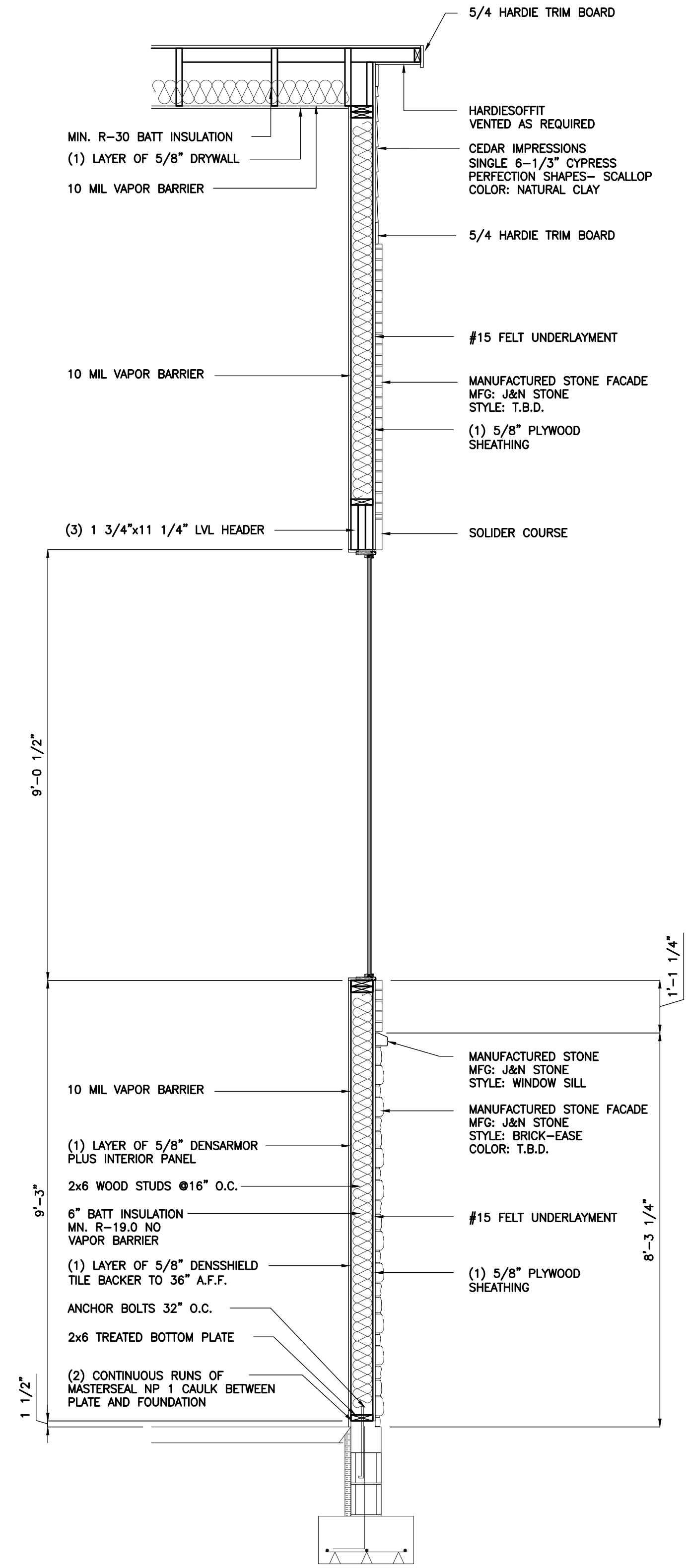
G:\22034\A300 wall sections

THIS DRAWING IS THE PROPERTY OF  
VERSATILE CONSTRUCTION GROUP, LLC.  
ANY ALTERATION TO THIS DRAWING IS  
STRICTLY PROHIBITED WITHOUT THE  
PRIOR WRITTEN CONSENT AND UNDER  
THE DIRECTION OF THE PROFESSIONAL  
LICENSOR WHOSE SEAL IS AFFIXED TO  
THIS DRAWING.

SHEET TITLE:

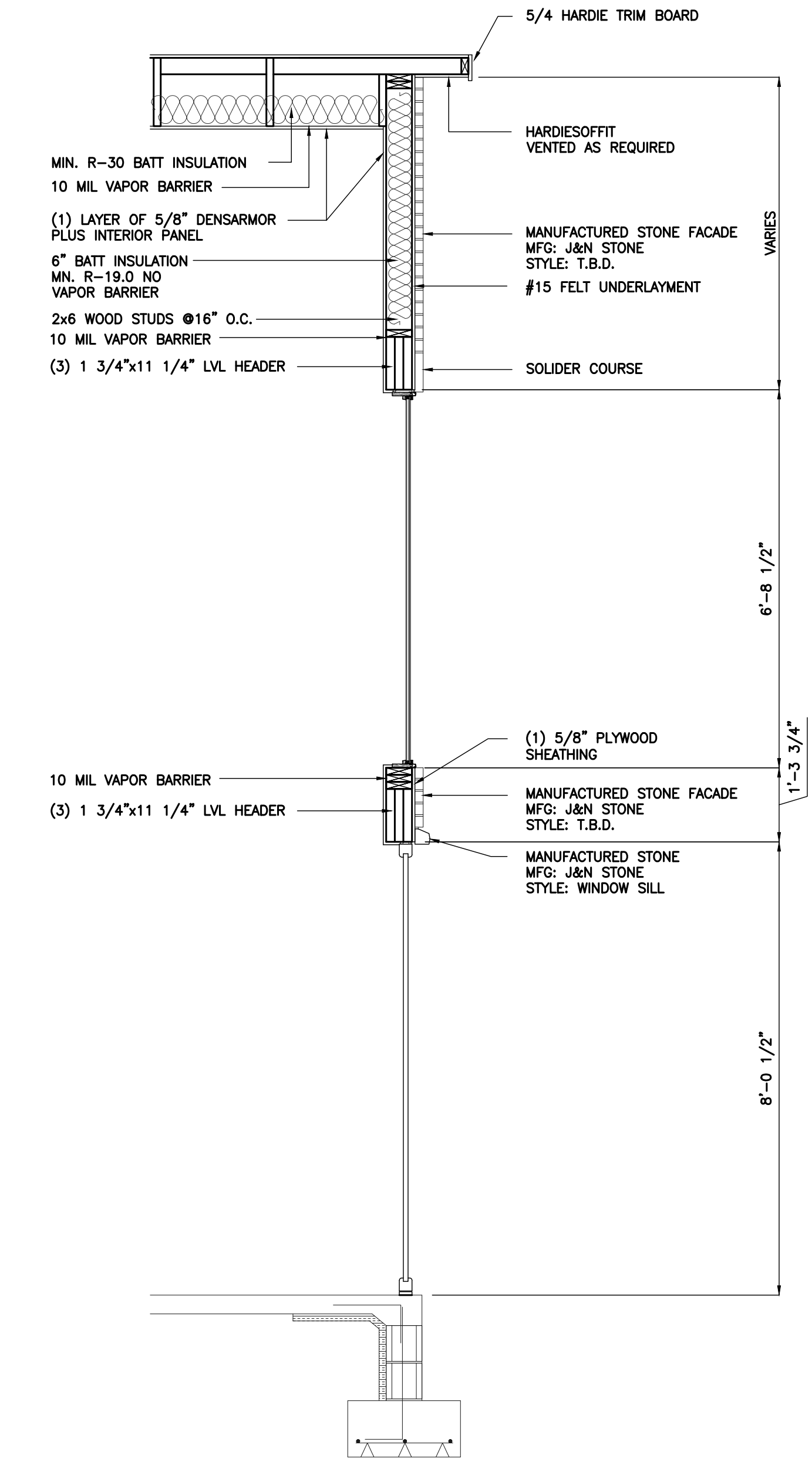
**A300**

**ROOFING SYSTEM:**  
SLATE IMPACT-RESISTANT SHINGLES  
15lb FELT PAPER  
5/8" OSB DECKING  
MANUFACTURED WOOD TRUSSES  
WITH SIMPSON H11Z HURRICANE CLIPS  
AT EACH CONNECTION POINT



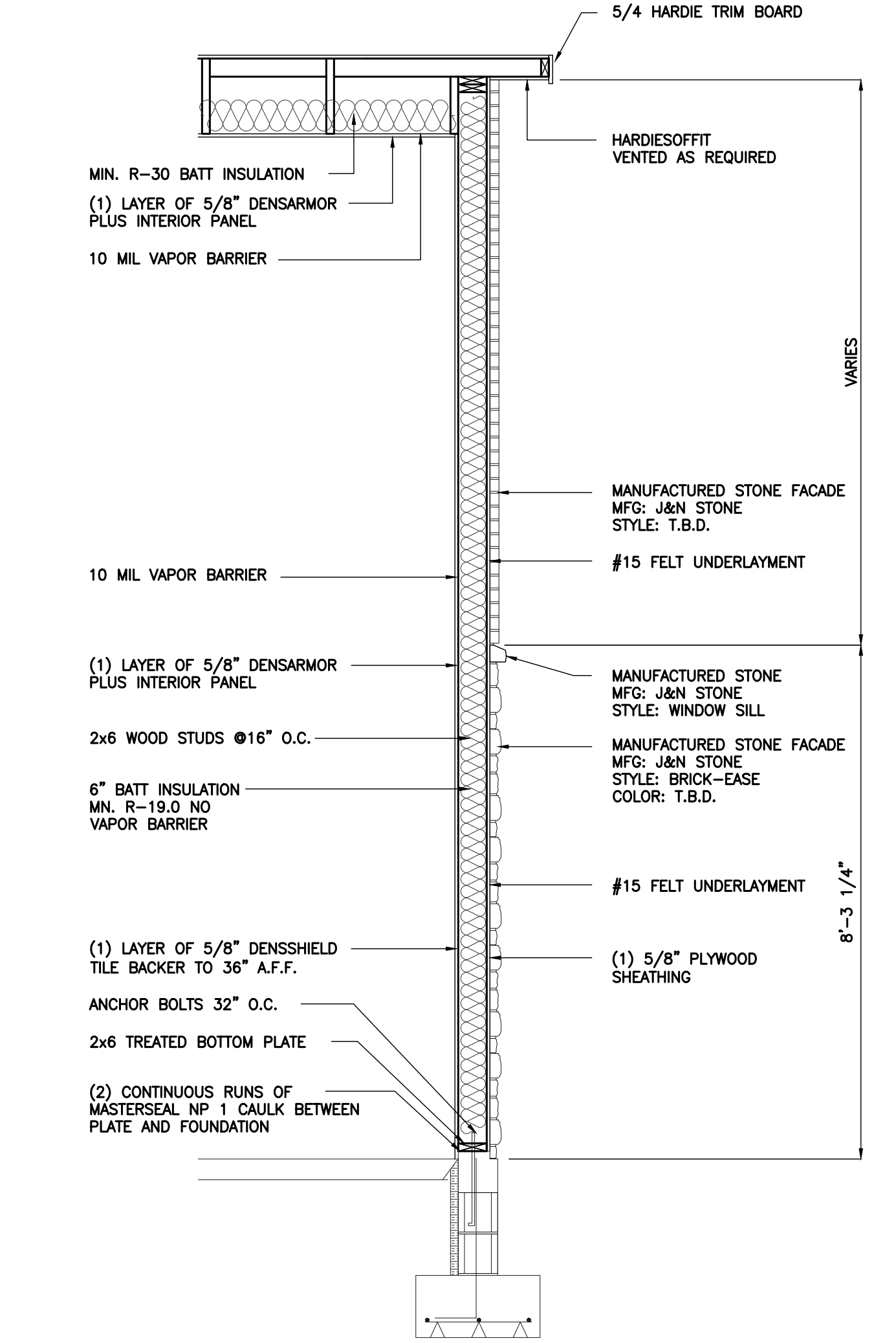
**WALL SECTION C**  
SCALE: 1/2" = 1'-0"  
A200 A300

**ROOFING SYSTEM:**  
SLATE IMPACT-RESISTANT SHINGLES  
15lb FELT PAPER  
5/8" OSB DECKING  
MANUFACTURED WOOD TRUSSES  
WITH SIMPSON H11Z HURRICANE CLIPS  
AT EACH CONNECTION POINT



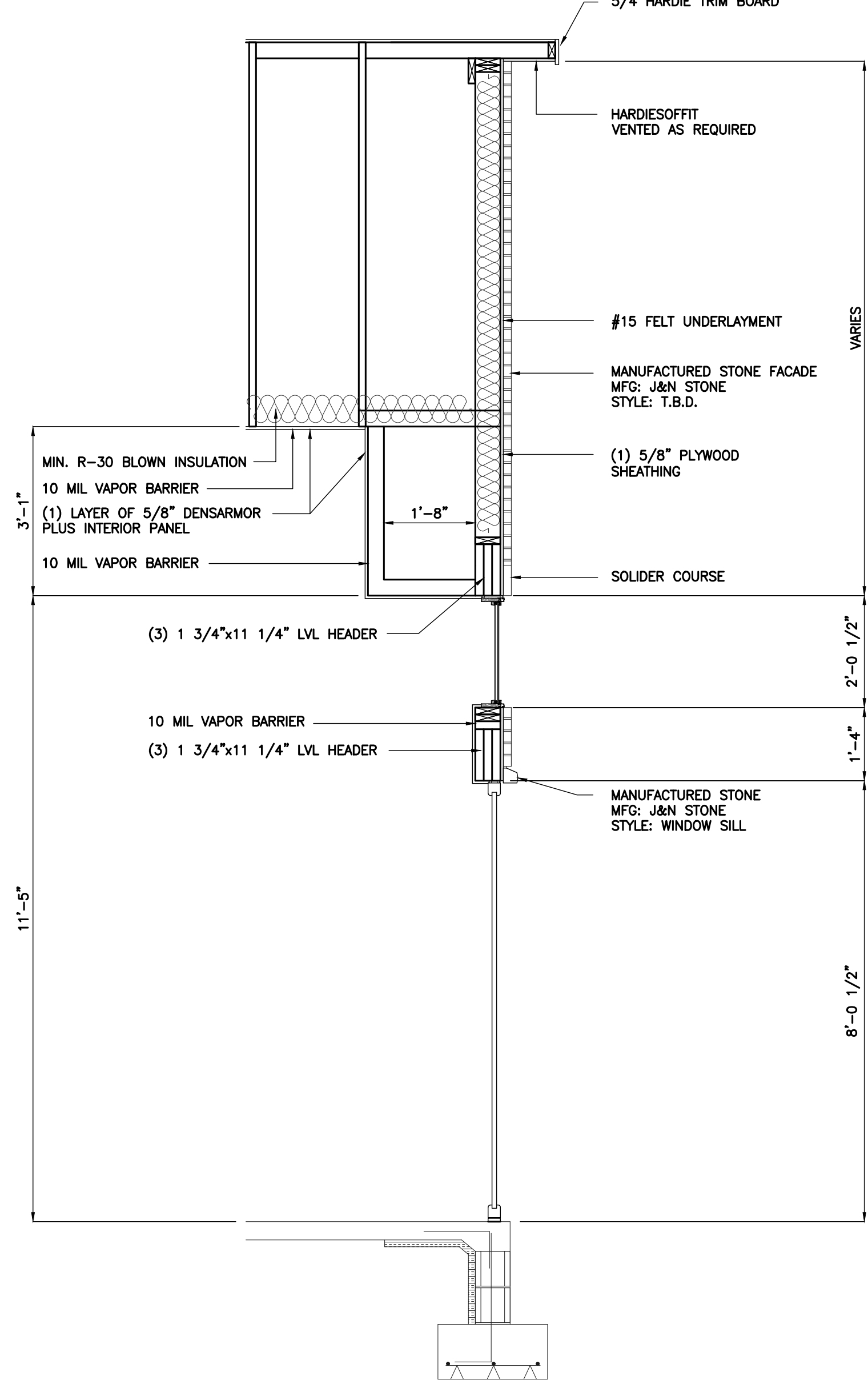
**WALL SECTION B**  
SCALE: 1/2" = 1'-0"  
A200 A300

**ROOFING SYSTEM:**  
SLATE IMPACT-RESISTANT SHINGLES  
15lb FELT PAPER  
5/8" OSB DECKING  
MANUFACTURED WOOD TRUSSES  
WITH SIMPSON H11Z HURRICANE CLIPS  
AT EACH CONNECTION POINT



**WALL SECTION A**  
SCALE: 1/2" = 1'-0"  
A200 A300

**ROOFING SYSTEM:**  
SLATE IMPACT-RESISTANT SHINGLES  
15lb FELT PAPER  
5/8" OSB DECKING  
MANUFACTURED WOOD TRUSSES  
WITH SIMPSON H11Z HURRICANE CLIPS  
AT EACH CONNECTION POINT



**WALL SECTION D**  
SCALE: 1/2" = 1'-0"  
A200 A300





**VERSATILE  
CONSTRUCTION  
GROUP, LLC.**

570 East Tracy Road, Suite 610  
New Whiteland, Indiana 46184  
Ph: 317.535.3579 Fax: 317.535.3581  
email: info@versatile-llc.com



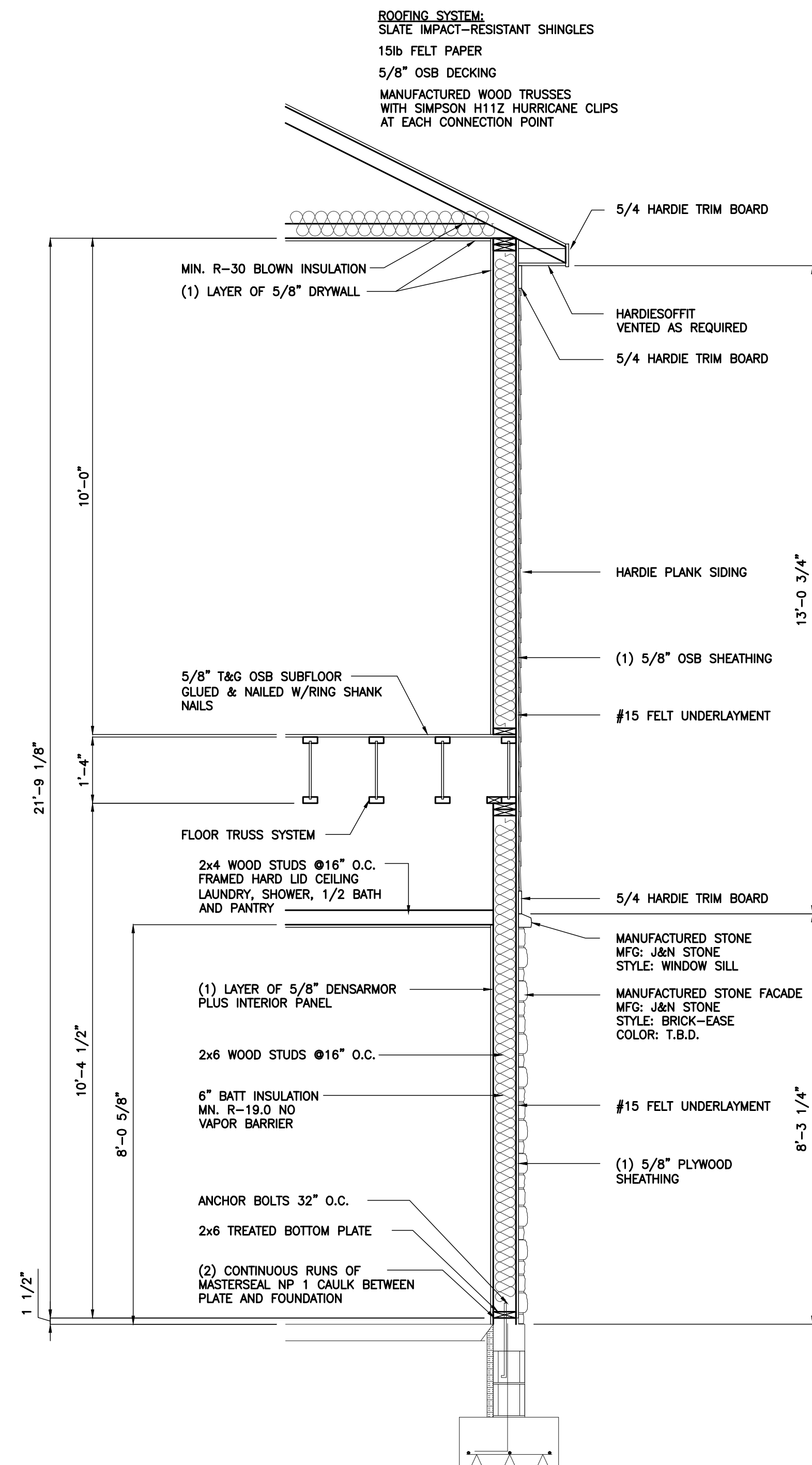
**BAXTER ENGINEERING LLC**

570 Tracy Road, Suite 610  
New Whiteland, IN 46184  
Office: 317-535-3579  
Cell: 317-509-4142  
BaxterEngineeringllc@gmail.com

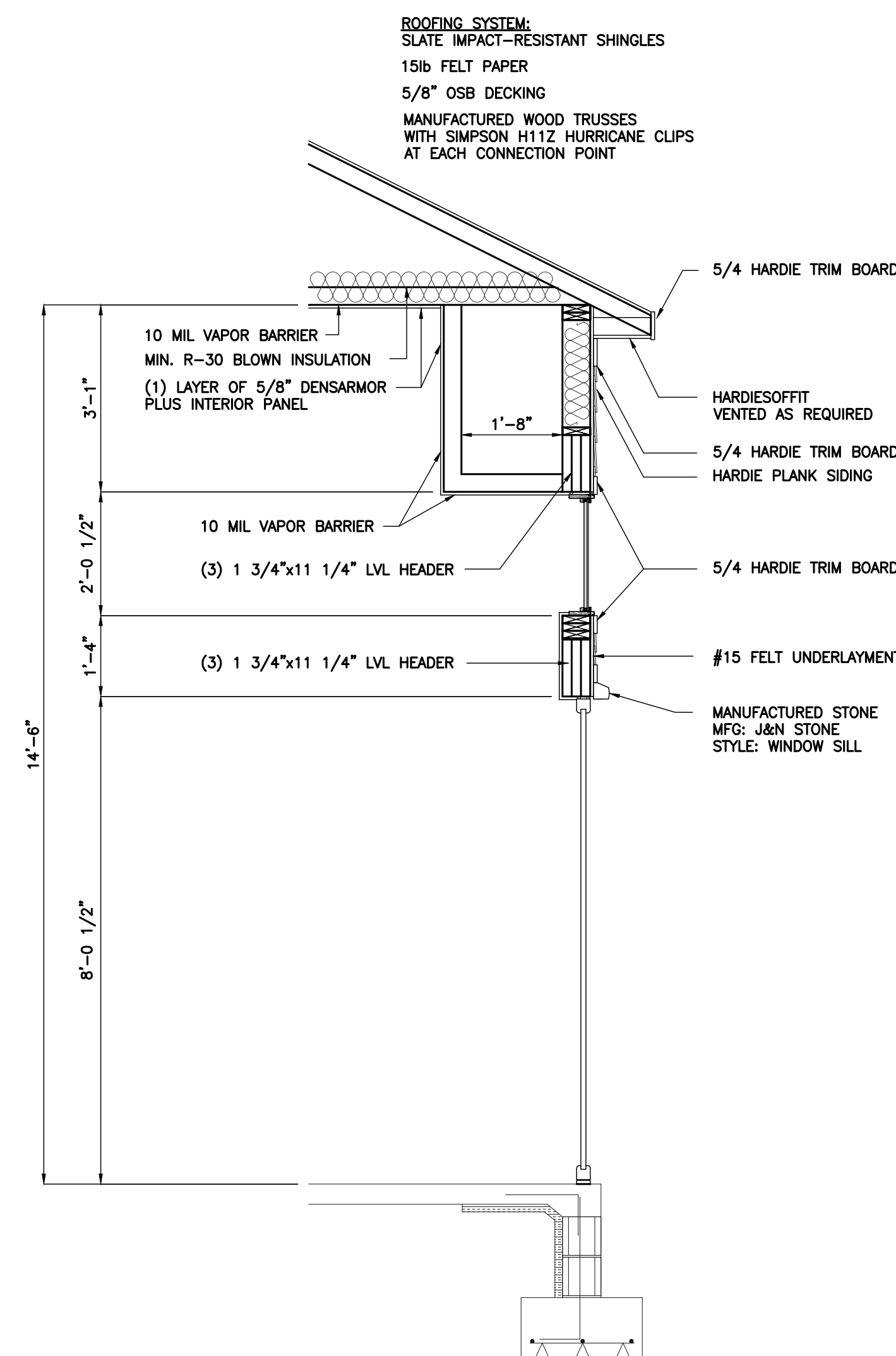
CERTIFIED BY:

Pool House  
4292 W. 186th Street  
Sheridan, Indiana

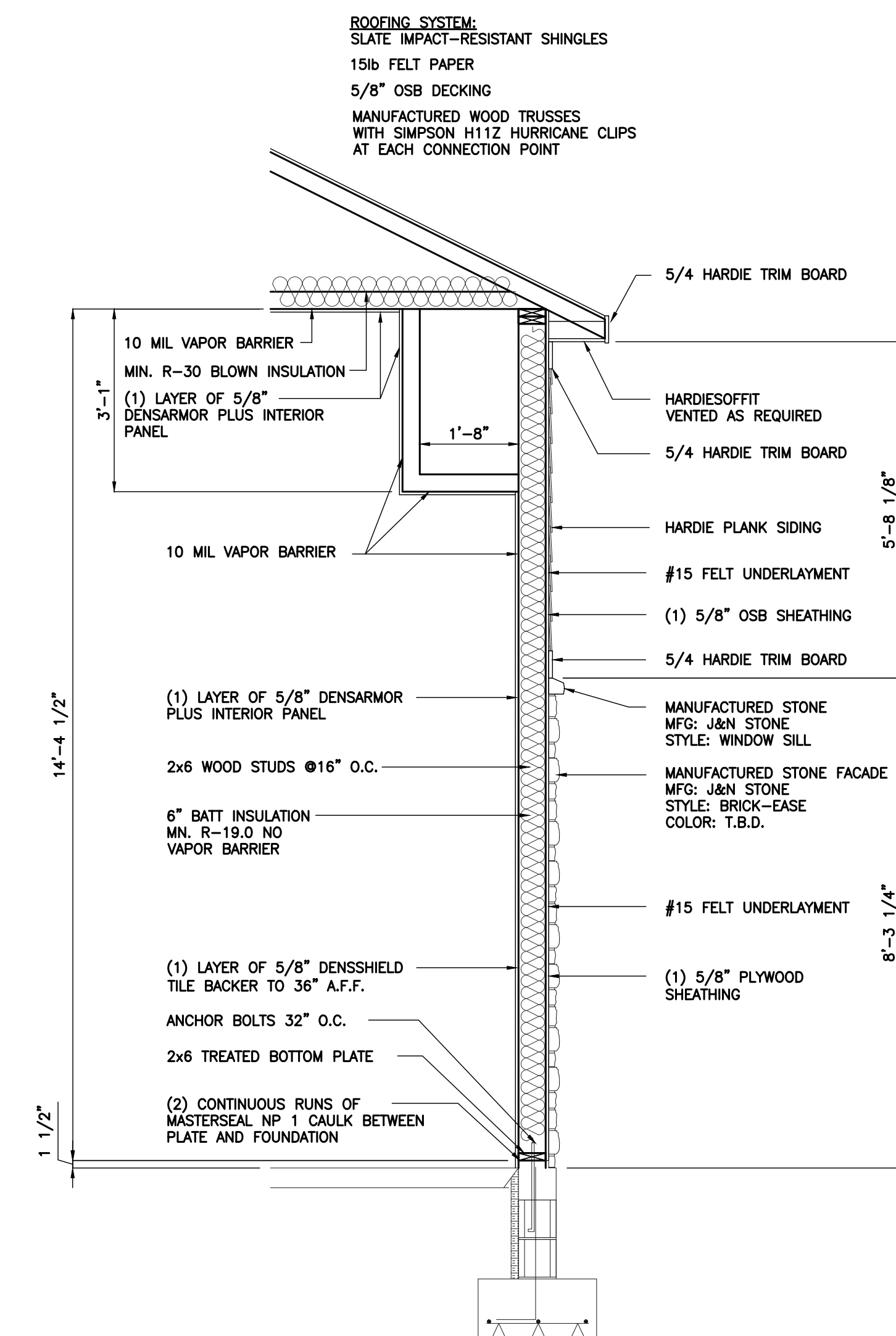
Wall Sections



**WALL SECTION J**  
SCALE: 1/2" = 1'-0"  
A200 A310



**WALL SECTION I**  
SCALE: 1/2" = 1'-0"  
A200 A310



**WALL SECTION H**  
SCALE: 1/2" = 1'-0"  
A200 A310

REVISION

|                  |                                     |
|------------------|-------------------------------------|
| Job No.<br>22034 | Date Stamped<br>07.26.24            |
| Drawn By<br>kt   | Checked By Scale:<br>tab 1/2"=1'-0" |

CAD FILE:

G:\22034\A300 wall sections

THIS DRAWING IS THE PROPERTY OF  
VERSATILE CONSTRUCTION GROUP, LLC.  
ANY ALTERATION TO THIS DRAWING IS  
STRICTLY PROHIBITED WITHOUT THE  
PRIOR WRITTEN CONSENT AND UNDER  
THE DIRECTION OF THE PROFESSIONAL  
LICENSOR WHOSE SEAL IS AFFIXED TO  
THIS DRAWING.

SHEET TITLE:

**A310**



**VERSATILE  
CONSTRUCTION  
GROUP, LLC.**

570 East Tracy Road, Suite 610  
New Whiteland, Indiana 46184  
Ph: 317.535.3579 Fax: 317.535.3581  
email: info@versatile-llc.com



**BAXTER ENGINEERING LLC**

570 Tracy Road, Suite 610  
New Whiteland, IN 46184  
Office: 317-535-3579  
Cell: 317-509-4142  
BaxterEngineeringllc@gmail.com

CERTIFIED BY:

Pool House  
4292 W. 186th Street  
Sheridan, Indiana

Wall Sections

REVISION

Job No. 22034 Date Stamped 07.26.24

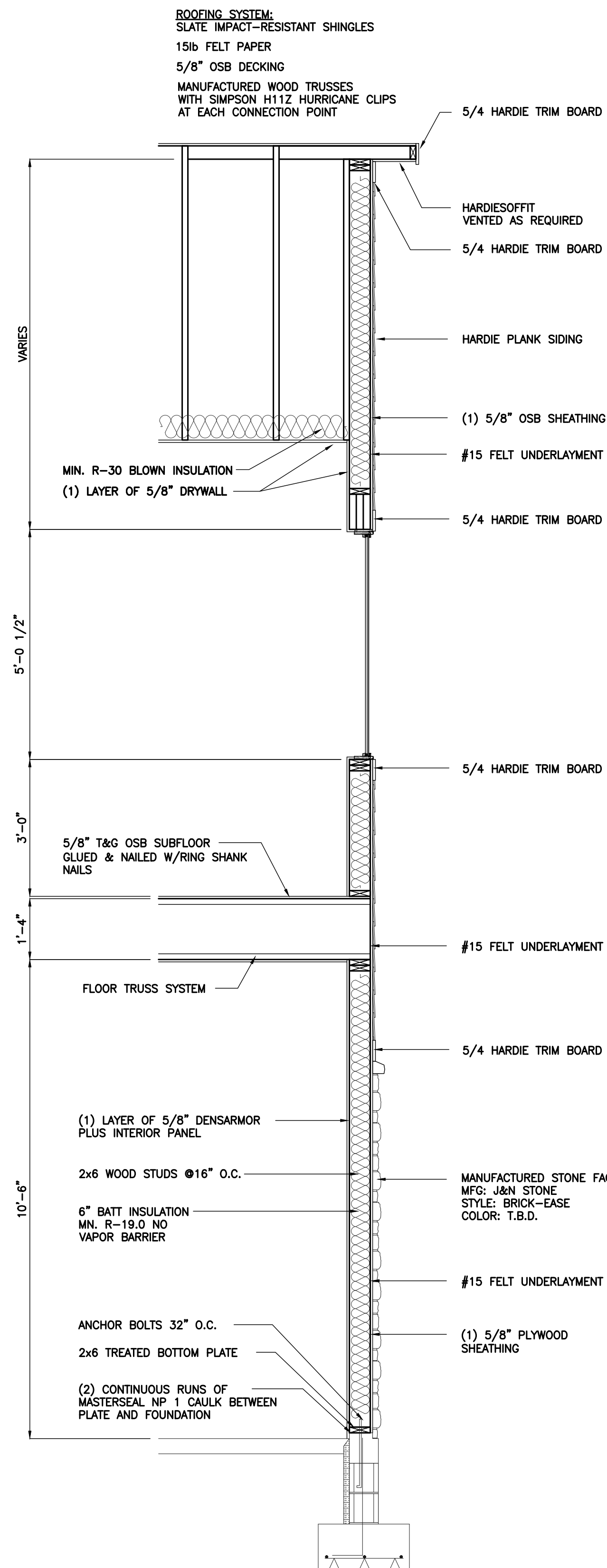
Drawn By kt Checked By Scale: 1/2"=1'-0"

CAD FILE: G:\22034\0300 wall sections

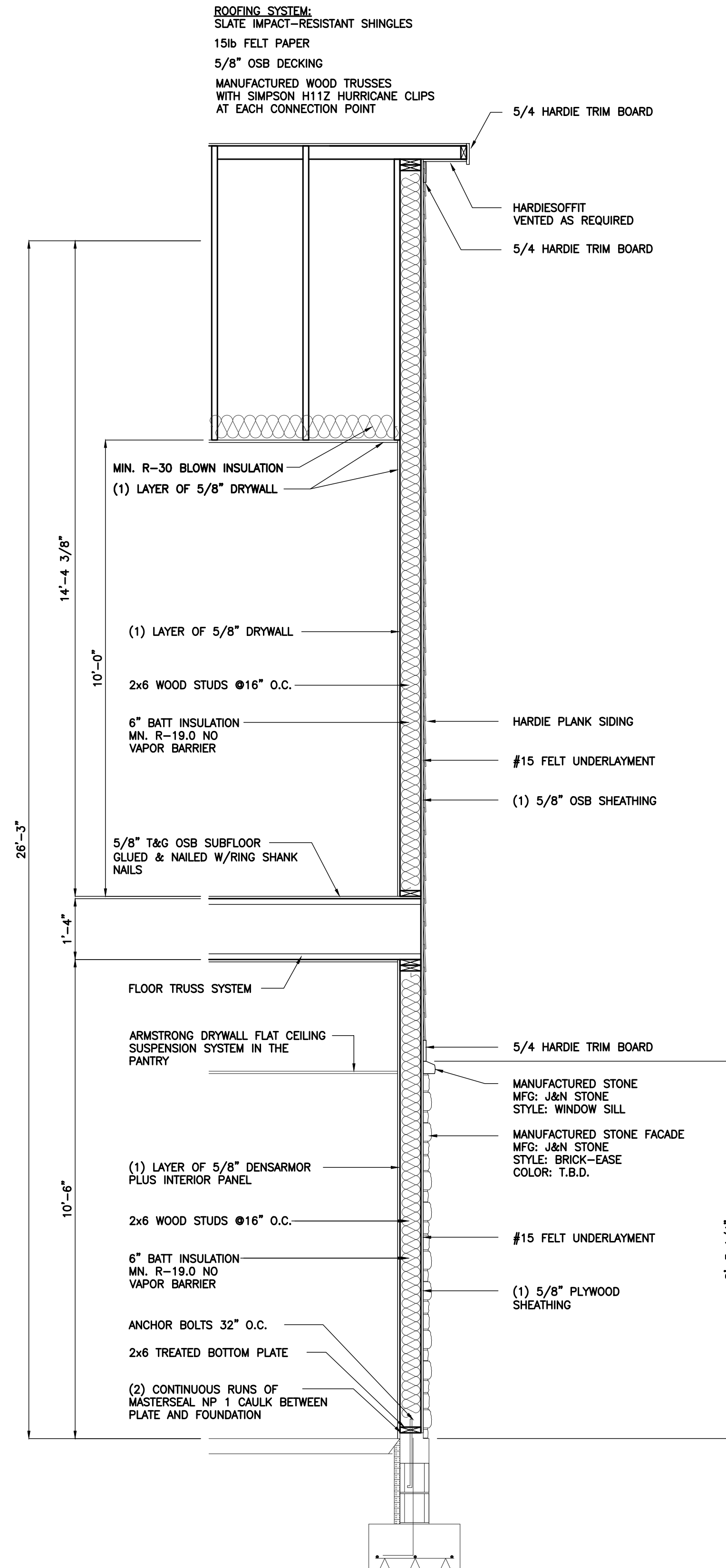
THIS DRAWING IS THE PROPERTY OF VERSATILE CONSTRUCTION GROUP, LLC. ANY ALTERATION TO THIS DRAWING IS STRICTLY PROHIBITED WITHOUT THE PRIOR WRITTEN CONSENT AND UNDER THE DIRECTION OF THE PROFESSIONAL LICENSOR WHOSE SEAL IS AFFIXED TO THIS DRAWING.

SHEET TITLE:

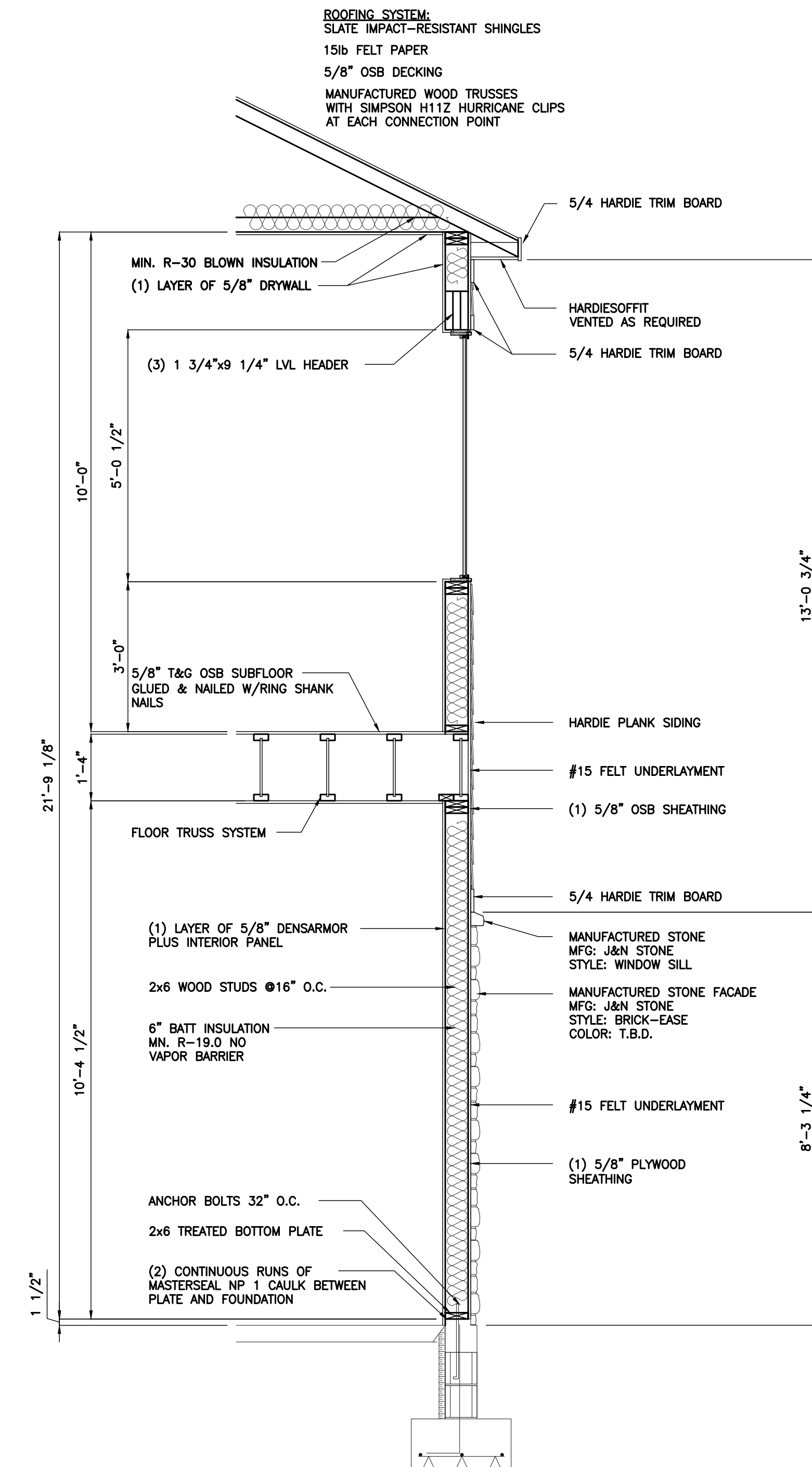
**A315**



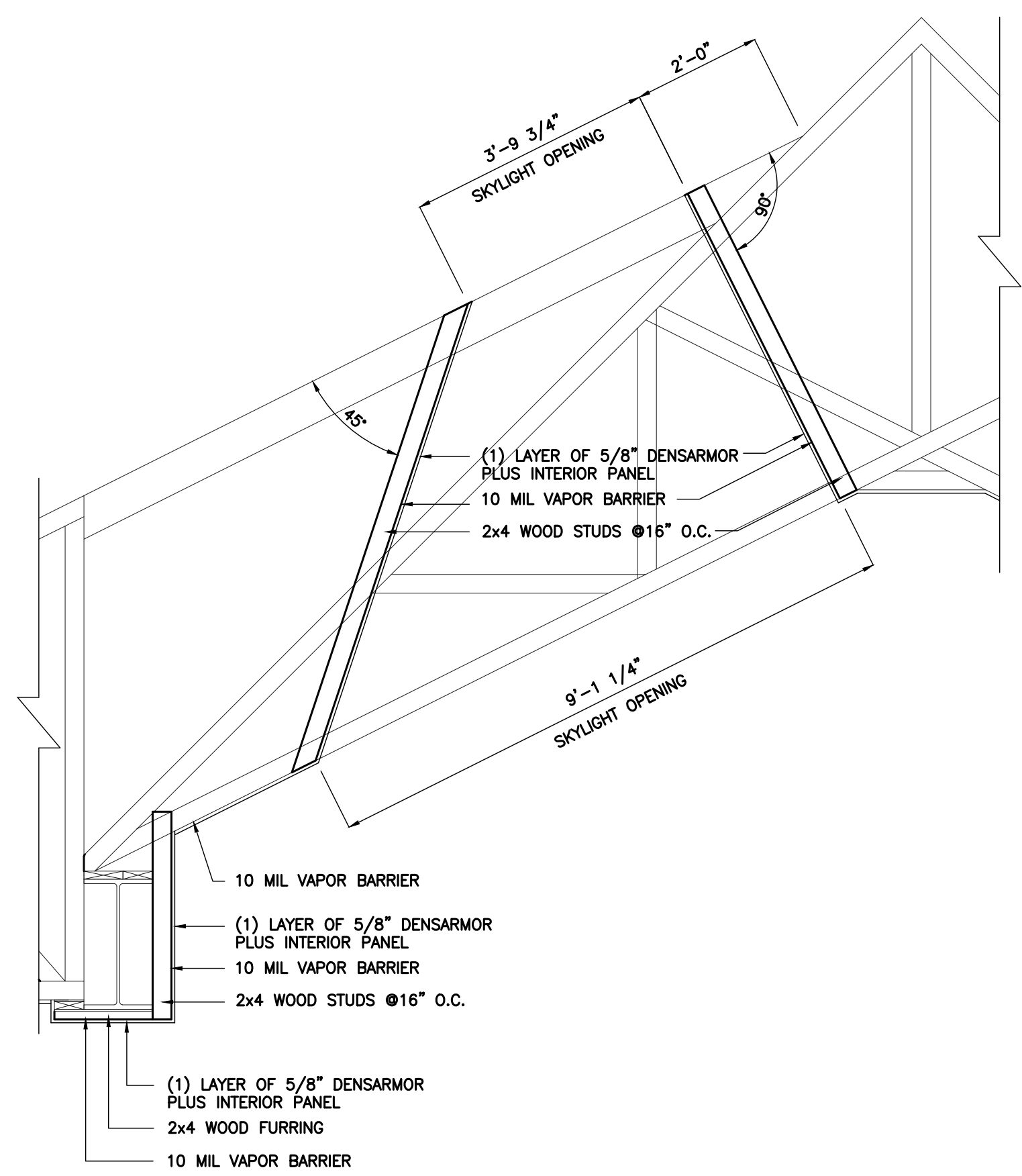
**WALL SECTION M**  
SCALE: 1/2" = 1'-0"



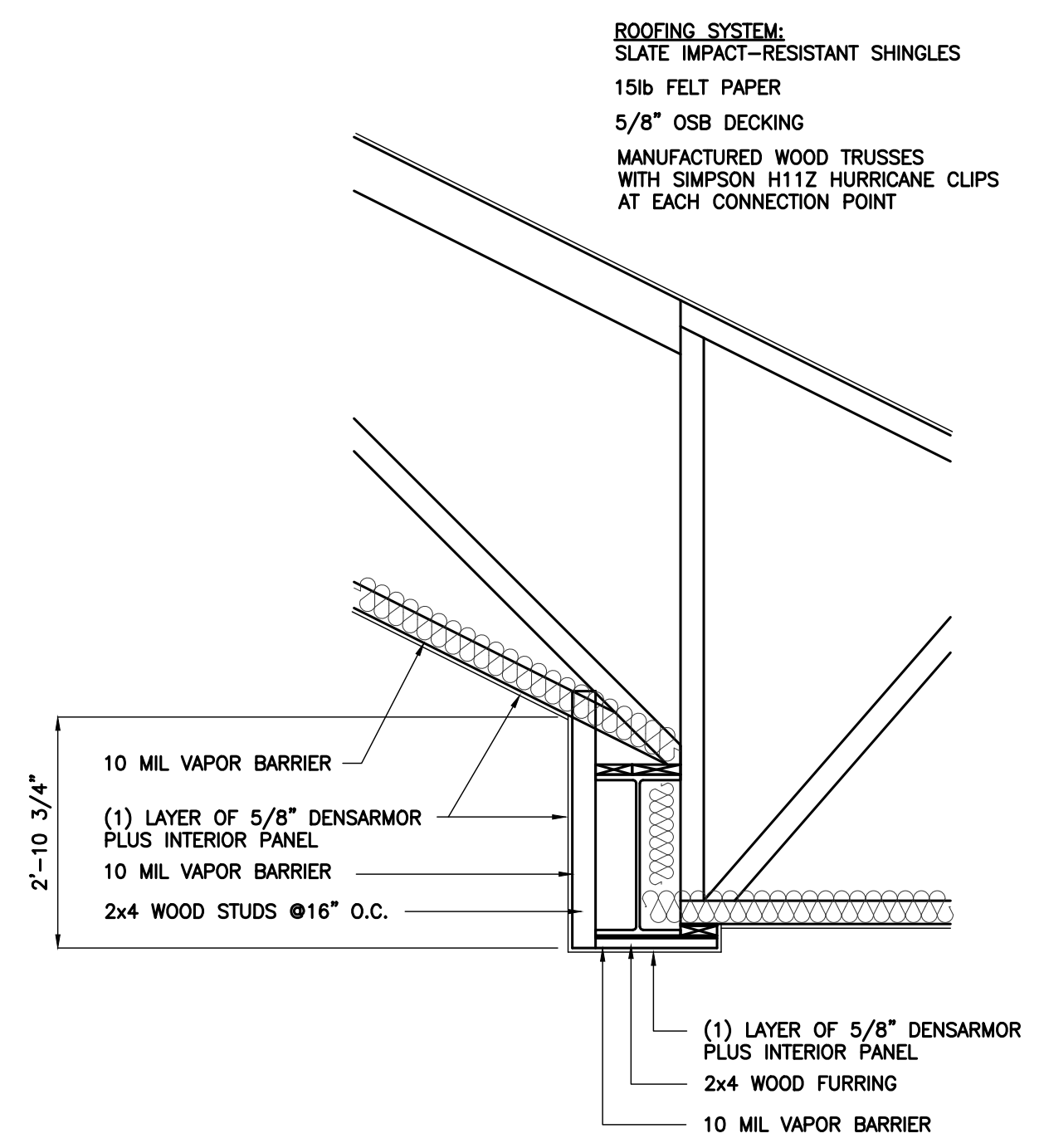
**WALL SECTION L**  
SCALE: 1/2" = 1'-0"



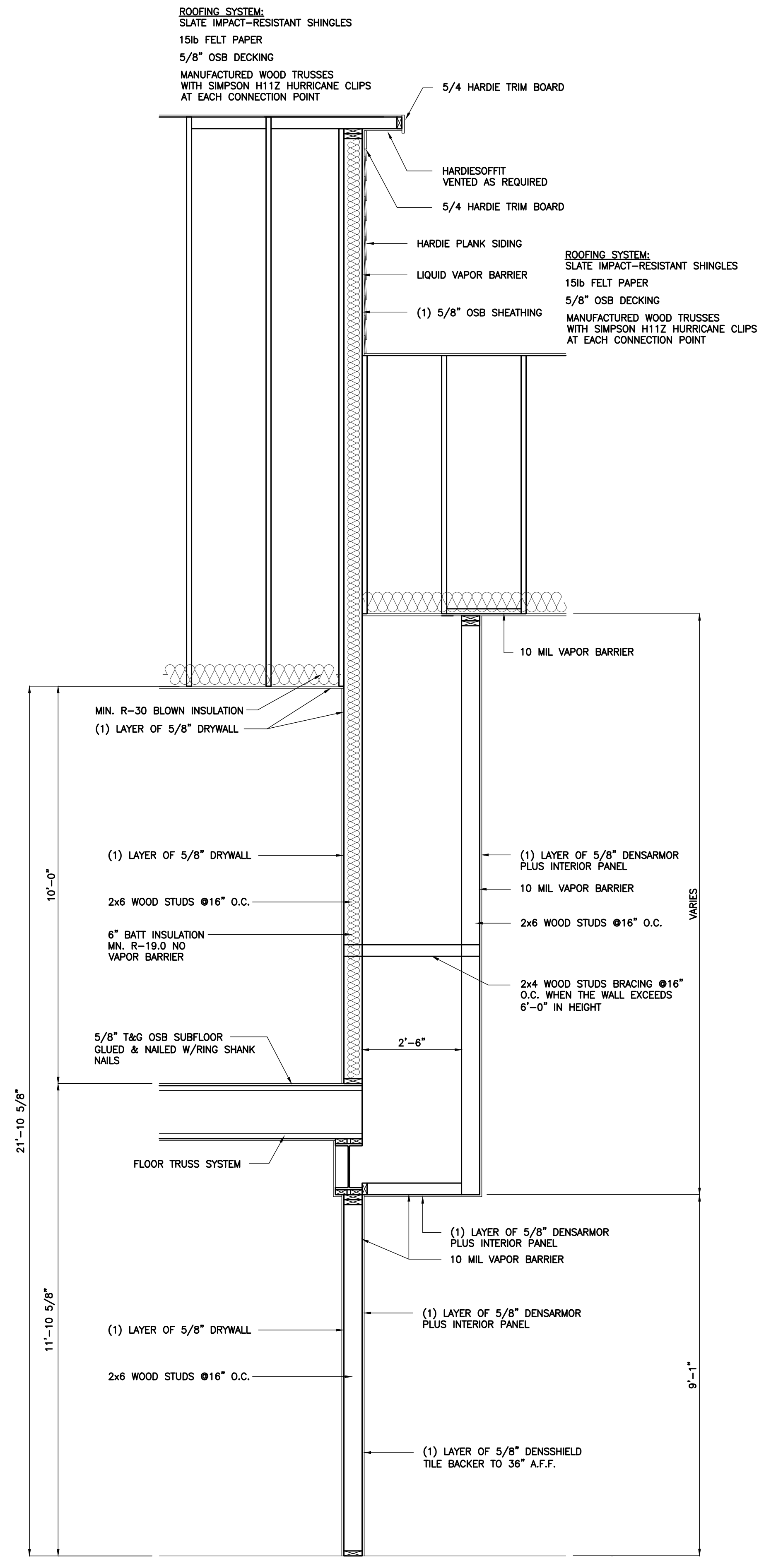
**WALL SECTION K**  
SCALE: 1/2" = 1'-0"



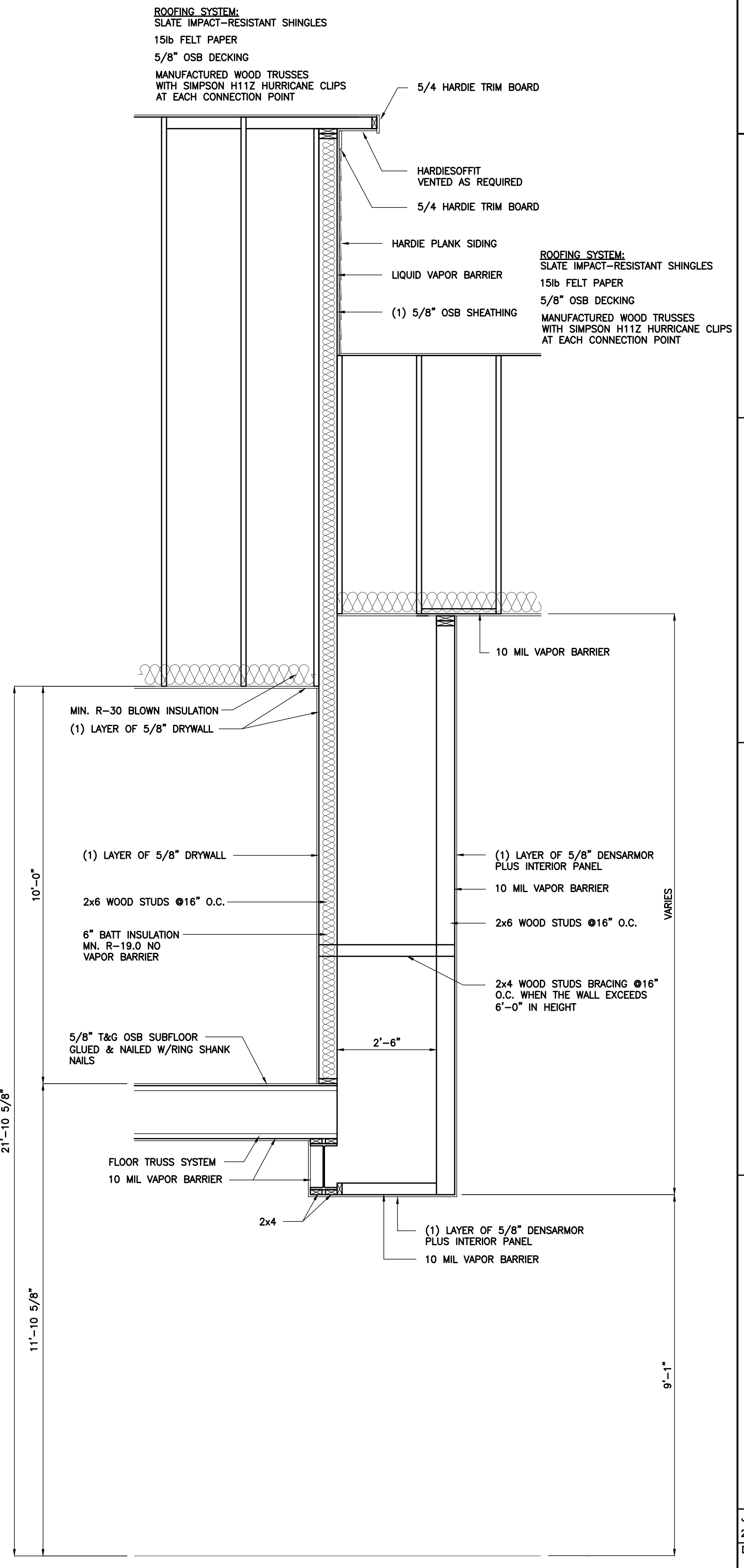
**WALL SECTION Q**  
SCALE: 1/2" = 1'-0"  
A205 A320




**WALL SECTION P**  
SCALE: 1/2" = 1'-0"  
A200 A320




**WALL SECTION O**  
SCALE: 1/2" = 1'-0"  
A200 A320



**WALL SECTION N**  
SCALE: 1/2" = 1'-0"  
A200 A320



**VERSATILE CONSTRUCTION GROUP, LLC.**  
570 East Tracy Road, Suite 610  
New Whiteland, Indiana 46184  
Ph: 317.535.3579 Fax: 317.535.3581  
email: info@versatile-llc.com



**BAXTER ENGINEERING LLC**  
570 Tracy Road, Suite 610  
New Whiteland, IN 46184  
Office: 317-535-3579  
Cell: 317-509-4142  
BaxterEngineeringllc@gmail.com

CERTIFIED BY:

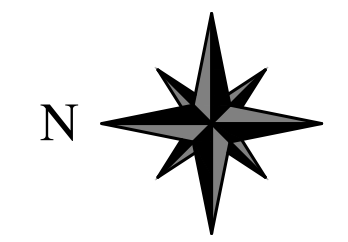
Pool House  
4292 W. 186th Street  
Sheridan, Indiana  
Wall Sections

REVISION

|                  |                                     |
|------------------|-------------------------------------|
| Job No.<br>22034 | Date Stamped<br>07.26.24            |
| Drawn By<br>kt   | Checked By Scale:<br>tab 1/2"=1'-0" |

CAD FILE:  
G:\22034\A300 wall sections  
THIS DRAWING IS THE PROPERTY OF VERSATILE CONSTRUCTION GROUP, LLC. ANY ALTERATION TO THIS DRAWING IS STRICTLY PROHIBITED WITHOUT THE PRIOR WRITTEN CONSENT AND UNDER THE DIRECTION OF THE PROFESSIONAL LICENSOR WHOSE SEAL IS AFFIXED TO THIS DRAWING.

SHEET TITLE:  
**A320**



**VERSATILE  
CONSTRUCTION  
GROUP, LLC.**

570 East Tracy Road, Suite 610  
New Whiteland, Indiana 46184  
Ph: 317.535.3579 Fax: 317.535.3581  
email: info@versatile-llc.com



**BAXTER ENGINEERING LLC**

570 Tracy Road, Suite 610  
New Whiteland, IN 46184  
Office: 317-535-3579  
Cell: 317-509-4142  
BaxterEngineeringllc@gmail.com

CERTIFIED BY:

**Pool House**  
4292 W. 186th Street  
Sheridan, Indiana  
**First Floor Finish Plan**

REVISION

|                  |                                     |
|------------------|-------------------------------------|
| Job No.<br>22034 | Date Stamped<br>07.26.24            |
| Drawn By<br>kt   | Checked By Scale:<br>tab 1/4"=1'-0" |

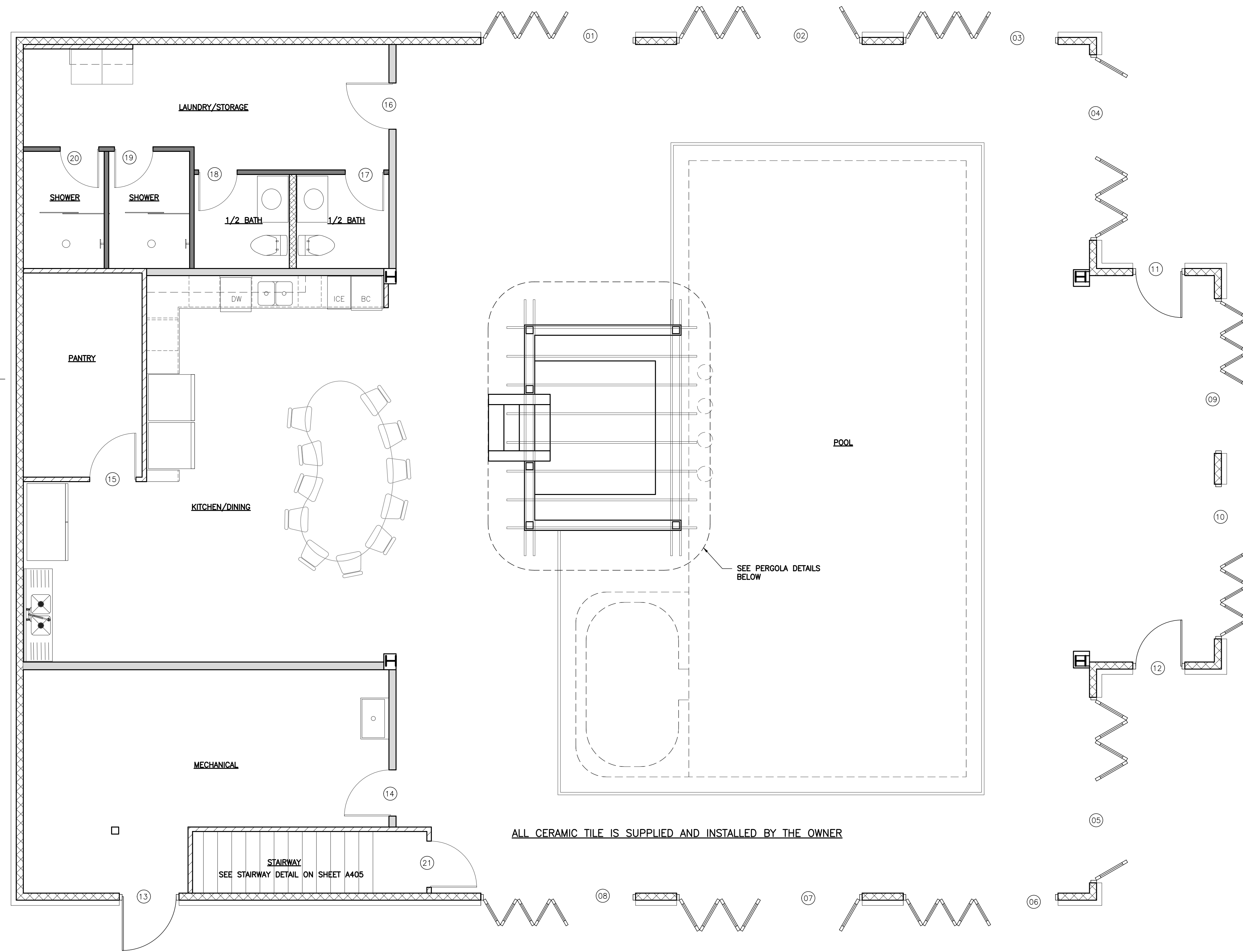
CAD FILE:

G:\22034\0400 finish plan

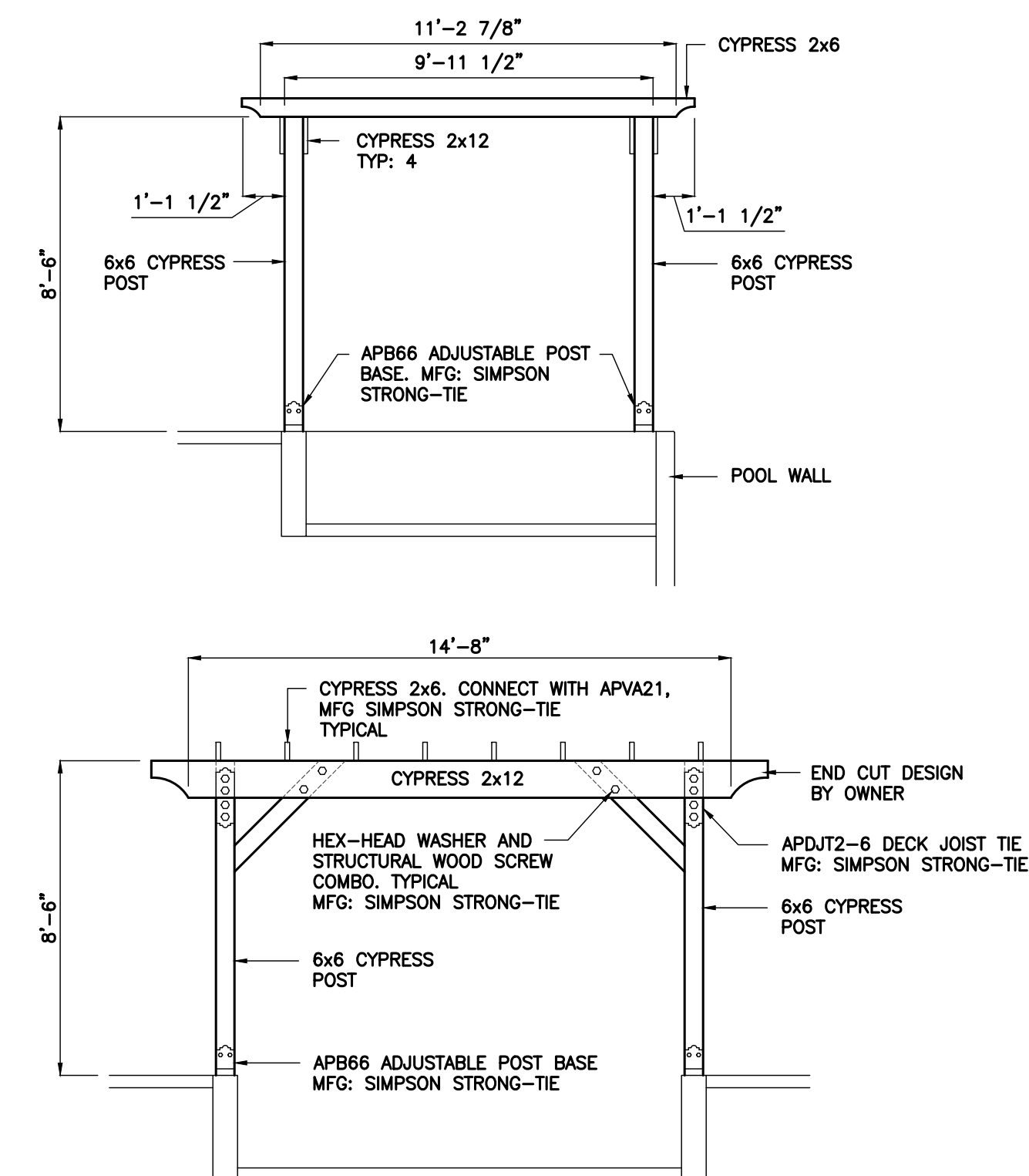
THIS DRAWING IS THE PROPERTY OF  
VERSATILE CONSTRUCTION GROUP, LLC.  
ANY ALTERATION TO THIS DRAWING IS  
STRICTLY PROHIBITED WITHOUT THE  
PRIOR WRITTEN CONSENT AND UNDER  
THE DIRECTION OF THE PROFESSIONAL  
LICENSOR WHOSE SEAL IS AFFIXED TO  
THIS DRAWING.

SHEET TITLE:

**A400**



PERGOLA DETAIL  
SCALE: 1/4"=1'-0"



ALL CERAMIC TILE IS SUPPLIED AND INSTALLED BY THE OWNER

FIRST FLOOR FINISH PLAN  
SCALE: 1/4"=1'-0"

WINDOW SCHEDULE

|  |  |
|--|--|
|  | <b>WINDOW A</b><br>2'-0"x10'-0" STOREFRONT GLASS<br>YES 45 XT STOREFRONT SYSTEM<br>THERMAL BREAK<br>1" INSULATED GLASS<br>FRENCH WHITE ANODIZED ALUMINUM<br>2 EQUAL PANELS<br>R.O.: 2'-0 1/2" x 10'-0 1/2" |
|  | <b>WINDOW B</b><br>2'-0"x12'-0" STOREFRONT GLASS<br>YES 45 XT STOREFRONT SYSTEM<br>THERMAL BREAK<br>1" INSULATED GLASS<br>FRENCH WHITE ANODIZED ALUMINUM<br>2 EQUAL PANELS<br>R.O.: 2'-0 1/2" x 10'-0 1/2" |
|  | <b>WINDOW C</b><br>5'-0"x9'-0" STOREFRONT GLASS<br>YES 45 XT STOREFRONT SYSTEM<br>THERMAL BREAK<br>1" INSULATED GLASS<br>FRENCH WHITE ANODIZED ALUMINUM<br>6 EQUAL PANELS<br>R.O.: 5'-0 1/2" x 9'-0 1/2"   |
|  | <b>WINDOW D</b><br>4'-0"x6'-8" STOREFRONT GLASS<br>YES 45 XT STOREFRONT SYSTEM<br>THERMAL BREAK<br>1" INSULATED GLASS<br>FRENCH WHITE ANODIZED ALUMINUM<br>6 EQUAL PANELS<br>R.O.: 4'-0 1/2" x 6'-8 1/2"   |
|  | <b>WINDOW E</b><br>ILD-WEN CLAD CUSTOM SINGLE SLIDER<br>47.5"x59.5" WHITE ALUMINUM CLAD<br>EXTERIOR, PAINTED WOOD INTERIOR<br>R.O.: 48.25"x60.25"  |

DOOR SCHEDULE

|  |  |
|--|--|
|  | <b>DOORS 01, 03, 06, 08, 09, 10</b><br>ERIS HOME PRODUCTS<br>5'-0" x 10'-0"<br>75 SERIES THERMAL BREAK BIFOLD DOOR<br>FRENCH WHITE<br>DOUBLE TEMPERED, LOW TRACK, OUTSWING<br>R/O 96.5"x120.5"   |
|  | <b>DOORS 02, 04, 05, 07</b><br>ERIS HOME PRODUCTS<br>5'-0" x 12'-0"<br>75 SERIES THERMAL BREAK BIFOLD DOOR<br>FRENCH WHITE<br>DOUBLE TEMPERED, LOW TRACK,<br>OUTSWING<br>R/O 96.5"x144.5"  |
|  | <b>DOORS 11 &amp; 12</b><br>3'-0"x7'-0"<br>TEMPERED, 1" INSULATED<br>GLASS DIVIDED INTO 2 EQUAL PARTS VERTICALLY   |
|  | <b>DOOR 13</b><br>PREHUNG 42"x80" 6 PANEL<br>INSULATED STEEL DOOR<br>RIGHT HAND SWING<br>6 9/16" WHITE COMPOSITE FRAME BRICKMOULD APPLIED<br>ALUMINUM SILL<br>SATIN NICKEL HINGES<br>KEYED LEVER<br>INTERIOR AND EXTERIOR PRIMED READY FOR PAINT   |
|  | <b>DOORS 17, 18, 19, 20, 24</b><br>PREHUNG 30"x80" PRIMED SMOOTH<br>2 PANEL, FLAT SINGLE DOOR, STILE AND RAIL<br>LEFT HAND SWING: 17 & 20<br>RIGHT HAND SWING: 18, 19, 24<br>4 9/16" PRIMED WOOD CORE FRAME<br>SATIN NICKEL HINGES<br>PRIVACY LEVER<br>INTERIOR AND EXTERIOR READY TO FINISH |
|  | <b>DOORS 15, 21</b><br>PREHUNG 36"x80" PRIMED SMOOTH<br>2 PANEL, FLAT SINGLE DOOR, STILE AND RAIL<br>LEFT HAND SWING: 15 & 21<br>4 9/16" PRIMED WOOD CORE FRAME<br>SATIN NICKEL HINGES<br>PASSAGE LEVER<br>INTERIOR AND EXTERIOR READY TO FINISH   |
|  | <b>DOORS 14, 16</b><br>PREHUNG 36"x80" PRIMED SMOOTH<br>2 PANEL, FLAT SINGLE DOOR, STILE AND RAIL<br>LEFT HAND SWING: 14<br>RIGHT HAND SWING: 16<br>6 9/16" PRIMED WOOD CORE FRAME<br>SATIN NICKEL HINGES<br>PASSAGE LEVER<br>INTERIOR AND EXTERIOR READY TO FINISH                          |

STAIRWAY

- FLOORING
- CIRCULAR DISK TREAD RUBBER STAIR TREADS
- COVED RUBBER STAIR TREAD RISER
- BASE
- WALL COVERING
- WALLS TO RECEIVE (1) COAT OF USG PREPRITE PROBLOCK INTERIOR-EXTERIOR LATEX PRIMER-SEALER AND (2) COATS OF SHERWIN WILLIAMS PROMAR 200 PAINT. SATIN FINISH
- HANDRAIL & SHOERAIL
- FLOWED POPLAR HANDRAIL
- POPLAR SHOERAIL
- HEAVY DUTY BRACKET - SATIN NICKEL

SHOWER

- FLOORING
- CERAMIC TILE
- BASE
- CERAMIC BASE
- WALL COVERING
- WALLS TO RECEIVE (1) COAT OF PREPRITE PROBLOCK INTERIOR-EXTERIOR LATEX PRIMER-SEALER AND (2) COATS OF A TWO PART EPOXY PAINT, MACROPOXY 646 FAST CURE EPOXY MASTIC, MAC 646 HARD-B AND MPXY 646 MIL WHT-A.
- CEILING
- HARD LID 5/8" DRYWALL CEILING 08'-0"
- MISC.
- SHOWER DOOR/FRONT WALL
- TEMPERED GLASS
- SLIDING DOOR
- WALL MOUNTED SHOWER HEAD & HANDHELD COMBO. TYPE BY OWNER
- CEILING MOUNTED SHOWER HEAD. TYPE BY OWNER

MECHANICAL

- FLOORING
- SEALED CONCRETE
- BASE
- WALL COVERING
- WALLS TO RECEIVE (1) COAT OF PREPRITE PROBLOCK INTERIOR-EXTERIOR LATEX PRIMER-SEALER AND (2) COATS OF A TWO PART EPOXY PAINT, MACROPOXY 646 FAST CURE EPOXY MASTIC, MAC 646 HARD-B AND MPXY 646 MIL WHT-A.

HALF BATH

- FLOORING
- CERAMIC TILE
- BASE
- CERAMIC BASE
- WALL COVERING
- WALLS TO RECEIVE (1) COAT OF PREPRITE PROBLOCK INTERIOR-EXTERIOR LATEX PRIMER-SEALER AND (2) COATS OF A TWO PART EPOXY PAINT, MACROPOXY 646 FAST CURE EPOXY MASTIC, MAC 646 HARD-B AND MPXY 646 MIL WHT-A.
- CEILING
- HARD LID 5/8" DRYWALL CEILING 08'-0"
- CABINETS
- 36" SINK BASE, GRAYSON PACIFIC WHITE TRANSITIONAL SHAKER DOOR STYLE CABINETS. OR EQUAL

KITCHEN/DINING

- FLOORING
- CERAMIC TILE
- BASE
- CERAMIC BASE - COLOR BY OWNER
- WALL COVERING
- WALLS TO RECEIVE (1) COAT OF PREPRITE PROBLOCK INTERIOR-EXTERIOR LATEX PRIMER-SEALER AND (2) COATS OF A TWO PART EPOXY PAINT, MACROPOXY 646 FAST CURE EPOXY MASTIC, MAC 646 HARD-B AND MPXY 646 MIL WHT-A.
- FULL WALL CERAMIC TILE ON THE NORTH, WEST AND EAST WALL OUTSIDE THE PANTRY
- CERAMIC BACK SPLASH AT THE COUNTERS
- CABINETS
- GRAYSON PACIFIC WHITE TRANSITIONAL SHAKER DOOR STYLE CABINETS, OR EQUAL
- QUARTZ COUNTERTOPS

LAUNDRY/STORAGE

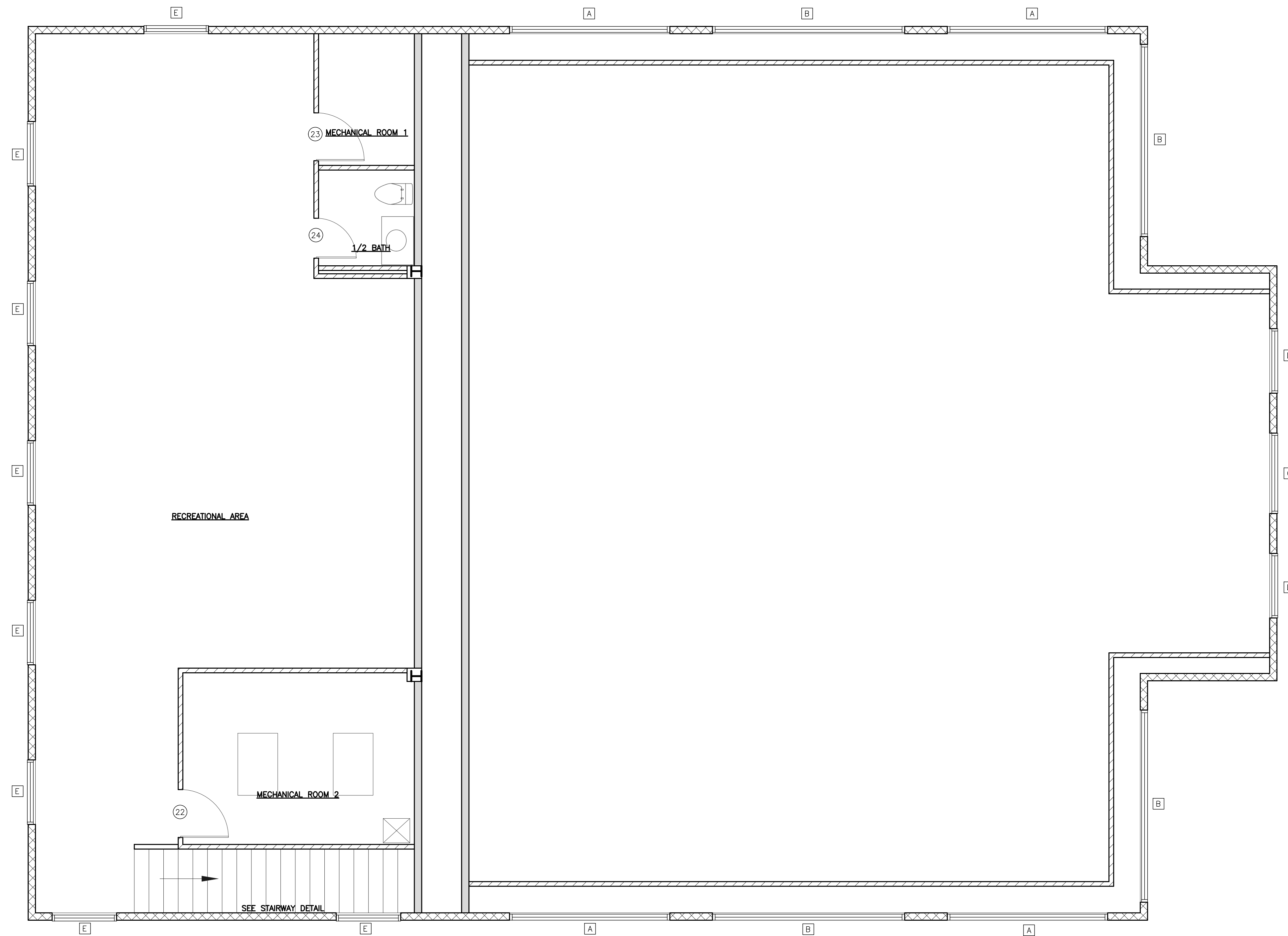
- FLOORING
- CERAMIC TILE
- BASE
- CERAMIC BASE
- WALL COVERING
- WALLS TO RECEIVE (1) COAT OF PREPRITE PROBLOCK INTERIOR-EXTERIOR LATEX PRIMER-SEALER AND (2) COATS OF A TWO PART EPOXY PAINT, MACROPOXY 646 FAST CURE EPOXY MASTIC, MAC 646 HARD-B AND MPXY 646 MIL WHT-A.
- CEILING
- HARD LID 5/8" DRYWALL CEILING 08'-0"

POOL AREA

- FLOORING
- CERAMIC TILE
- BASE
- CERAMIC BASE
- WALL COVERING
- CERAMIC WALL TILE TO 3'-0" A.F.F.
- WALLS TO RECEIVE (1) COAT OF PREPRITE PROBLOCK INTERIOR-EXTERIOR LATEX PRIMER-SEALER AND (2) COATS OF A TWO PART EPOXY PAINT, MACROPOXY 646 FAST CURE EPOXY MASTIC, MAC 646 HARD-B AND MPXY 646 MIL WHT-A.

PANTRY

- FLOORING
- EPOXY FLOOR
- BASE
- WALL COVERING
- WALLS TO RECEIVE (1) COAT OF PREPRITE PROBLOCK INTERIOR-EXTERIOR LATEX PRIMER-SEALER AND (2) COATS OF A TWO PART EPOXY PAINT, MACROPOXY 646 FAST CURE EPOXY MASTIC, MAC 646 HARD-B AND MPXY 646 MIL WHT-A.
- CEILING
- HARD LID 5/8" DRYWALL CEILING 08'-0"



**VERSATILE  
CONSTRUCTION  
GROUP, LLC.**

570 East Tracy Road, Suite 610  
New Whiteland, Indiana 46184  
Ph: 317.535.3579 Fax: 317.535.3581  
email: info@versatile-llc.com



**BAXTER ENGINEERING LLC**

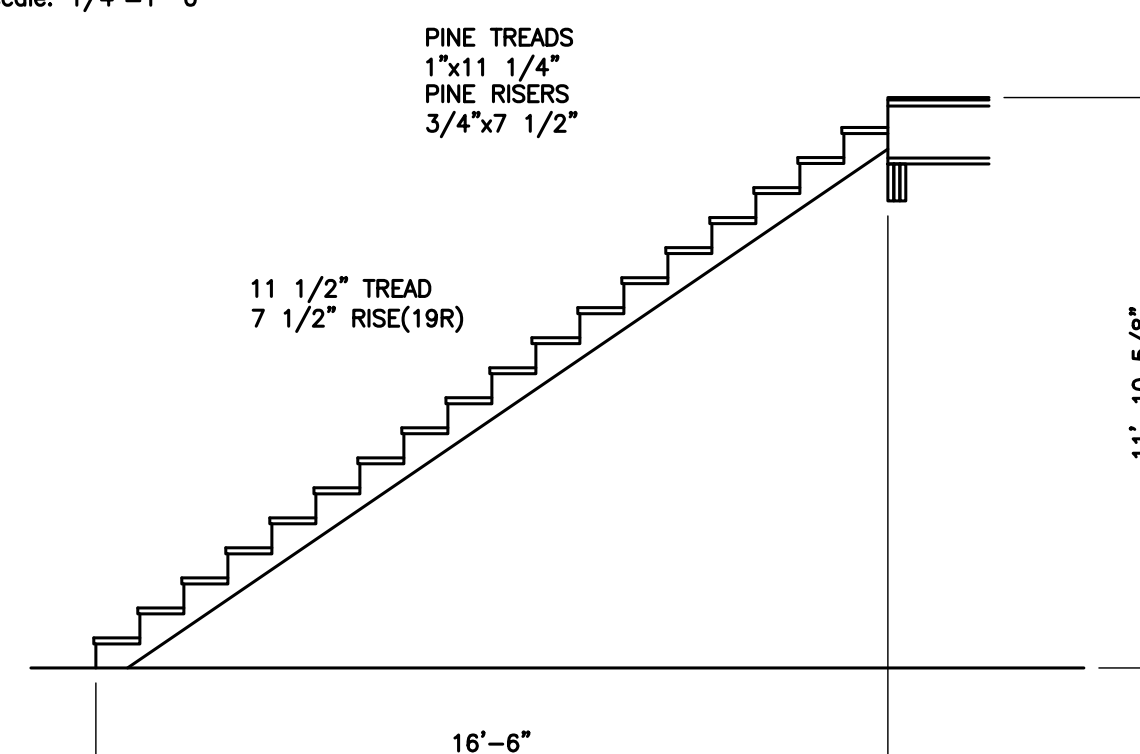
570 Tracy Road, Suite 610  
New Whiteland, IN 46184  
Office: 317-535-3579  
Cell: 317-509-4142  
BaxterEngineeringllc@gmail.com

CERTIFIED BY:

Pool House  
4292 W. 186th Street  
Sheridan, Indiana  
Second Floor Finish Plan

**SECOND FLOOR FINISH PLAN**  
SCALE: 1/4"=1'-0"

**STAIRWAY DETAIL**  
scale: 1/4"=1'-0"



**MECHANICAL ROOM 1**

- FLOORING
- LVT
- BASE
- WALL COVERING
- WALLS TO RECEIVE (1) COAT OF USG FIRST COAT PRIMER AND (2) COATS OF SHERWIN WILLIAMS PROMAR 200 PAINT. SATIN FINISH

**MECHANICAL ROOM 2**

- FLOORING
- LVT
- BASE
- WALL COVERING
- WALLS TO RECEIVE (1) COAT OF USG FIRST COAT PRIMER AND (2) COATS OF SHERWIN WILLIAMS PROMAR 200 PAINT. SATIN FINISH

**HALF BATH**

- FLOORING
- LVT
- BASE
- WALL COVERING
- WALLS TO RECEIVE (1) COAT OF USG FIRST COAT PRIMER AND (2) COATS OF SHERWIN WILLIAMS PROMAR 200 PAINT. SATIN FINISH
- CABINETS
- 36" SINK BASE, GRAYSON PACIFIC WHITE TRANSITIONAL SHAKER DOOR STYLE CABINETS, OR EQUAL

**RECREATIONAL AREA**

- FLOORING
- CARPET SQUARES
- BASE
- WALL COVERING
- WALLS TO RECEIVE (1) COAT OF USG FIRST COAT PRIMER AND (2) COATS OF SHERWIN WILLIAMS PROMAR 200 PAINT. SATIN FINISH
- MISC.
- RAILING AT STAIRS BY OWNER

REVISION

|                  |                                     |
|------------------|-------------------------------------|
| Job No.<br>22034 | Date Stamped<br>07.26.24            |
| Drawn By<br>kt   | Checked By Scale:<br>tab 1/4"=1'-0" |



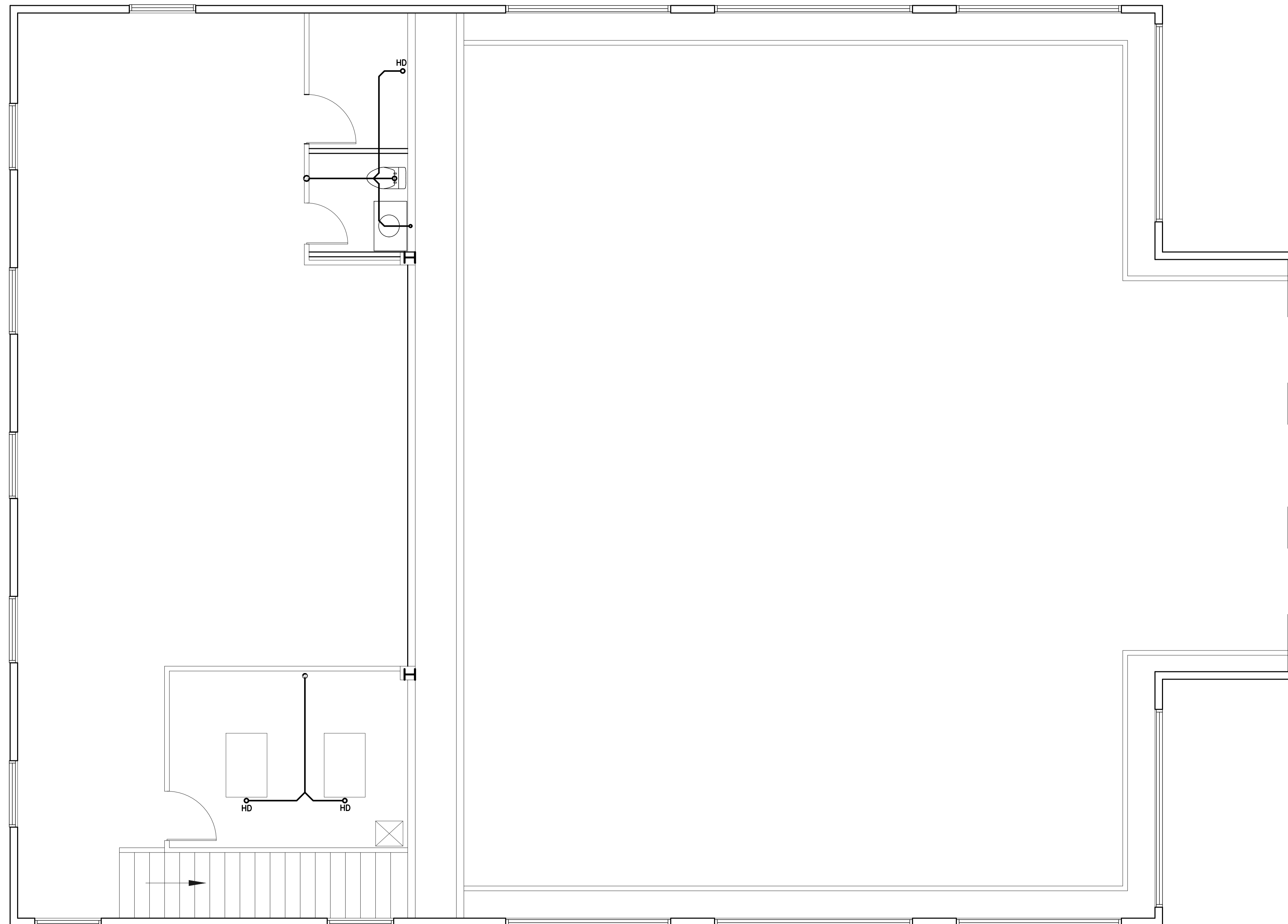
CAD FILE:  
G:\22034\0400 finish plan

THIS DRAWING IS THE PROPERTY OF VERSATILE CONSTRUCTION GROUP, LLC. ANY ALTERATION TO THIS DRAWING IS STRICTLY PROHIBITED WITHOUT THE PRIOR WRITTEN CONSENT AND UNDER THE DIRECTION OF THE PROFESSIONAL LICENSOR WHOSE SEAL IS AFFIXED TO THIS DRAWING.

SHEET TITLE:

**A405**





**VERSATILE  
CONSTRUCTION  
GROUP, LLC.**

570 East Tracy Road, Suite 610  
New Whiteland, Indiana 46184  
Ph: 317.535.3579 Fax: 317.535.3581  
email: info@versatile-llc.com



**BAXTER ENGINEERING LLC**

570 Tracy Road, Suite 610  
New Whiteland, IN 46184  
Office: 317-535-3579  
Cell: 317-509-4142  
BaxterEngineeringllc@gmail.com

CERTIFIED BY:

Pool House  
4292 W. 186th Street  
Sheridan, Indiana  
Second Floor Plumbing Plan

REVISION

| Job No.  | Date Stamped |
|----------|--------------|
| 22034    | 07.26.24     |
| Drawn By | Checked By   |
| kt       | tab          |
| Scale:   | 1/4"=1'-0"   |

CAD FILE:

G:\22034\p100 plumbing plan


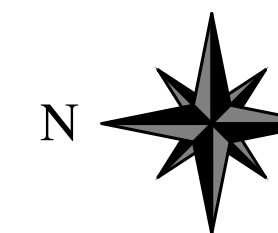
THIS DRAWING IS THE PROPERTY OF  
VERSATILE CONSTRUCTION GROUP, LLC.  
ANY ALTERATION TO THIS DRAWING IS  
STRICTLY PROHIBITED WITHOUT THE  
PRIOR WRITTEN CONSENT AND UNDER  
THE DIRECTION OF THE PROFESSIONAL  
LICENSOR WHOSE SEAL IS AFFIXED TO  
THIS DRAWING.

SHEET TITLE:

**P105**

**SECOND FLOOR PLAN**  
SCALE: 1/4"=1'-0"





**VERSATILE  
CONSTRUCTION  
GROUP, LLC.**

570 East Tracy Road, Suite 610  
New Whiteland, Indiana 46184  
Ph: 317.535.3579 Fax: 317.535.3581  
email: info@versatile-llc.com



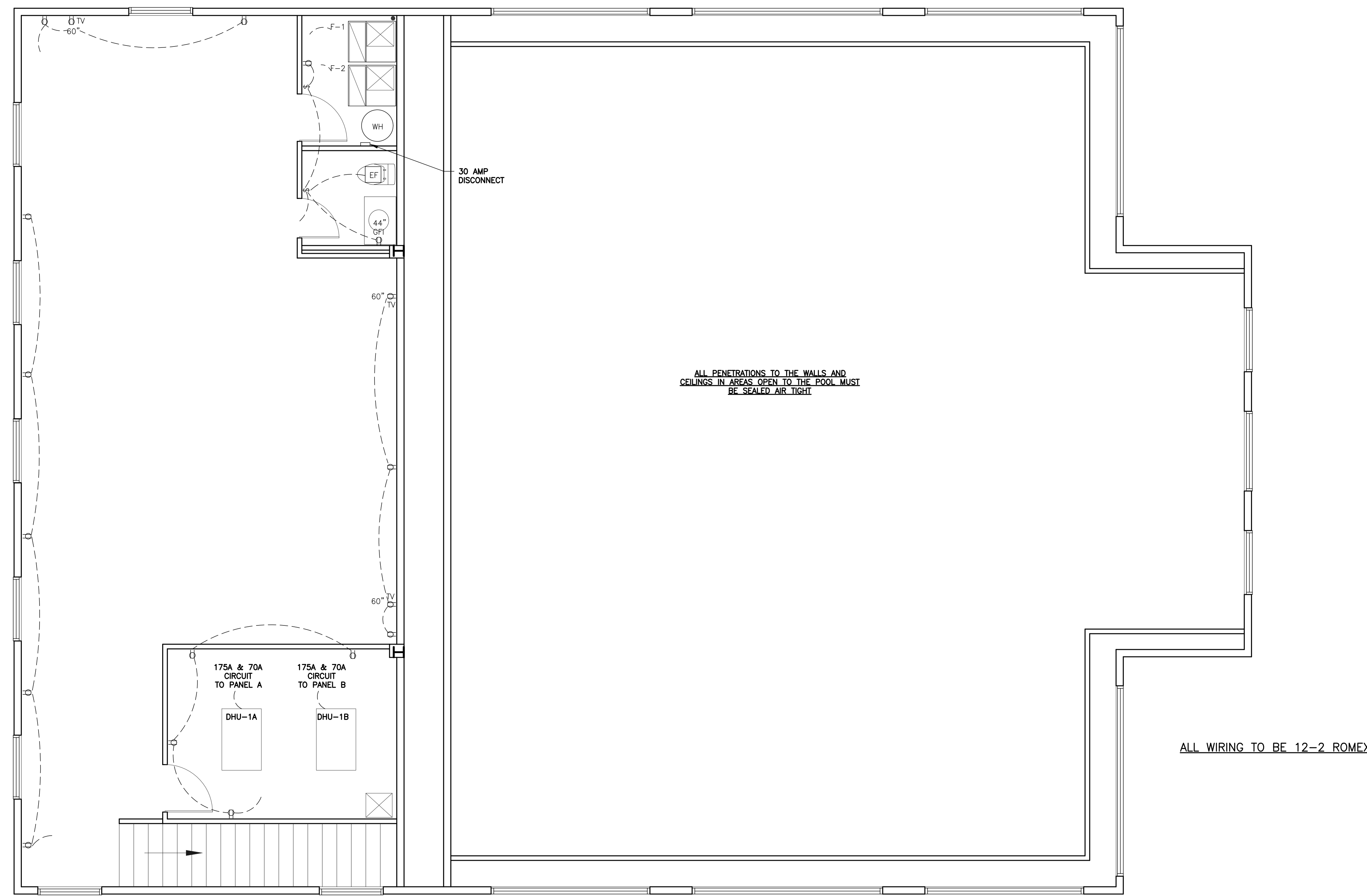
**BAXTER ENGINEERING LLC**

570 Tracy Road, Suite 610  
New Whiteland, IN 46184  
Office: 317-535-3579  
Cell: 317-509-4142  
BaxterEngineeringllc@gmail.com

CERTIFIED BY:

Pool House  
4292 W. 186th Street  
Sheridan, Indiana

Second Floor Power Plan



ALL PENETRATIONS TO THE WALLS AND  
CEILINGS IN AREAS OPEN TO THE POOL MUST  
BE SEALED AIR TIGHT

ALL WIRING TO BE 12-2 ROMEX

**SECOND FLOOR POWER AND LIGHTING PLAN**  
SCALE: 1/4"=1'-0"

**LEGEND**

| SYMBOL | DESCRIPTION   | SYMBOL | DESCRIPTION  |
|--------|---|--------|--|
|        | 110 VOLT WALL MOUNTED GENERAL PURPOSE OUTLET MOUNTED @24" AFF UNLESS OTHERWISE NOTED<br>GFI: GROUND FAULT INTERUPPTUR | DHU-1A | VERTICAL COMMERCIAL POOL DEHUMIDIFICATION UNIT<br>DHU ELECTRICAL: 240/1/60, MCA 46, MOCP 70<br>HEATER ELECTRICAL: 240/1/60, MCA 164, MOCP 175<br>WIRE TO PANEL A |
|        | 110 VOLT WALL MOUNTED GENERAL PURPOSE DEDICATED OUTLET MOUNTED @24" AFF UNLESS OTHERWISE NOTED<br>DED: DEDICATED      | DHU-1B | VERTICAL COMMERCIAL POOL DEHUMIDIFICATION UNIT<br>DHU ELECTRICAL: 240/1/60, MCA 46, MOCP 70<br>HEATER ELECTRICAL: 240/1/60, MCA 164, MOCP 175<br>WIRE TO PANEL B |
|        |   | OACC   | ELECTRICAL: 240/1/60, MCA 6, MOCP 15<br>TO PANEL A   |
|        |   | EF     | 60 CFM EXHAUST FAN   |

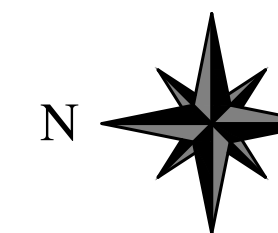
REVISION

|                  |                                     |
|------------------|-------------------------------------|
| Job No.<br>22034 | Date Stamped<br>07.26.24            |
| Drawn By<br>kt   | Checked By Scale:<br>tab 1/4"=1'-0" |

CAD FILE:  
G:\22034\el100 power plan.dwg  
THIS DRAWING IS THE PROPERTY OF  
VERSATILE CONSTRUCTION GROUP, LLC.  
ANY ALTERATION TO THIS DRAWING IS  
STRICTLY PROHIBITED WITHOUT THE  
PRIOR WRITTEN CONSENT AND UNDER  
THE DIRECTION OF THE PROFESSIONAL  
LICENSOR WHOSE SEAL IS AFFIXED TO  
THIS DRAWING.

SHEET TITLE:  
**E105**





**VERSATILE  
CONSTRUCTION  
GROUP, LLC.**

570 East Tracy Road, Suite 610  
New Whiteland, Indiana 46184  
Ph: 317.535.3579 Fax: 317.535.3581  
email: info@versatile-llc.com



**BAXTER ENGINEERING LLC**

570 Tracy Road, Suite 610  
New Whiteland, IN 46184  
Office: 317-535-3579  
Cell: 317-509-4142  
BaxterEngineeringllc@gmail.com

CERTIFIED BY:

Pool House  
4292 W. 186th Street  
Sheridan, Indiana  
Second Floor Lighting Plan



ALL WIRING TO BE 12-2 ROMEX

**SECOND FLOOR POWER AND LIGHTING PLAN**  
SCALE: 1/4"=1'-0"

**LEGEND**

| SYMBOL | DESCRIPTION  | SYMBOL | DESCRIPTION  |
|--------|--|--------|--|
| \$     | SINGLE POLE SWITCH TOP OF THE BOX MOUNTED ● 48" AFF  | D      | 52" OUTDOOR CEILING FAN WITH INCLUDED WALL CONTROL HUNTER TRIMARAN OUTDOOR 52" FAN. MATTE SILVER |
| \$D    | SINGLE POLE DIMMER SWITCH TOP OF THE BOX MOUNTED ● 48" AFF   | R1     | RECESSED LIGHT WITH OPEN COVER   |
| \$M    | MOTION SENSOR SWITCH. TOP OF THE BOX MOUNTED ● 48" AFF   | F      | 4' LED SURFACE MOUNT STRIP LIGHT   |
| \$S    | FAN SPEED CONTROL SWITCH. INCLUDED WITH THE FAN. TOP OF THE BOX MOUNTED ●48" AFF. 1 CONTROL SWITCH PER CIRCUITED SET OF FANS | EF     | 60 CFM EXHAUST FAN   |
| \$3    | 3-WAY SWITCH. TOP OF THE BOX MOUNTED ● 48" AFF   |        |  |

REVISION

|                  |                                     |
|------------------|-------------------------------------|
| Job No.<br>22034 | Date Stamped<br>07.26.24            |
| Drawn By<br>kt   | Checked By Scale:<br>tab 1/4"=1'-0" |

CAD FILE:  
G:\22034\el10 lighting plan.dwg

THIS DRAWING IS THE PROPERTY OF VERSATILE CONSTRUCTION GROUP, LLC. ANY ALTERATION TO THIS DRAWING IS STRICTLY PROHIBITED WITHOUT THE PRIOR WRITTEN CONSENT AND UNDER THE DIRECTION OF THE PROFESSIONAL LICENSOR WHOSE SEAL IS AFFIXED TO THIS DRAWING.

SHEET TITLE:

**E115**